

~~SECRET~~

INSCOM
GRILL FLAME
PROGRAM

SESSION REPORT

NOT RELEASABLE TO FOREIGN NATIONALS

CLASSIFIED BY: MSG, DAMI-ISH

DATED: 051630ZJUL78

REVIEW ON: Feb 2001

~~SECRET~~

GRILL FLAME

copy 1 of 2 copies

SUMMARY ANALYSIS

REMOTE VIEWING (RV) SESSION DC-74

1. (S/NOFORN) This report documents a remote viewing session conducted in compliance with a request for information.
2. (S/NOFORN) The protocol used for this session is detailed in the document Grill Flame Protocol, AMSAA Applied Remote Viewing Protocol (S), undated.
3. (S/NOFORN) At TAB A is a summary of the data presented by the remote viewer during the session. A complete transcript of the session is available upon request. At TAB B are drawings made by the remote viewer reference his impressions of the target site. At TAB C is target cuing information provided the remote viewer. *Tab D contains central analyst comments.*
4. (S/NOFORN) The summary at TAB A represents the salient points provided by the remote viewer, and as such has not been subjected to any intermediate analysis, evaluation or collation. Interpretation and use of the information provided is the responsibility of the requestor.

~~SECRET~~

TAB

~~SECRET~~

TRANSCRIPT SUMMARY

REMOTE VIEWING (RV) SESSION DC-74

1. (S/NOFORN) Source #27.5 reported the following information regarding the vicinity of geographic coordinates [REDACTED] as observed at 1200 hours, 31 January 1981 (time at the target).

SG1A

a. (S/NOFORN) The target is located on the edge of a farming or light industrial town, an "old fashioned" city. In this area are dingy warehouses with windows broken out. The area appears "backward" and "behind the times", like the 1930's.

b. (S/NOFORN) Elsewhere near the target is open rolling ground with a lot of dirt roads. The general terrain is that of a leveled area of land in the midst of foothills. (Sketches #1, #2)

c. (S/NOFORN) Several trucks (sketch #5) were observed in the vicinity of the target. These trucks were described variously as being like an old "wrecker" type truck with "pulley type wheels" on the back, and as being like an "old fashioned milk truck", but with fuel (instead of milk) and an apparently funny kind of off-set cab. The trucks were colored dark brown or rust.

d. (S/NOFORN) These vehicles "pick-up" their loads at a location near the target area having a "T" shaped building (sketch #3) serviced by a vehicular ramp. Within the overhang area of the "T" shaped building is an area of glassed-in rooms (sketch #4) from which the movement and "comings and going" activity can be observed/monitored. This area was described as a "traffic" center.

2. (S/NOFORN) The following was reported regarding geographic coordinates [REDACTED] as observed at 1200 hours, 7 February 1981.

SG1A

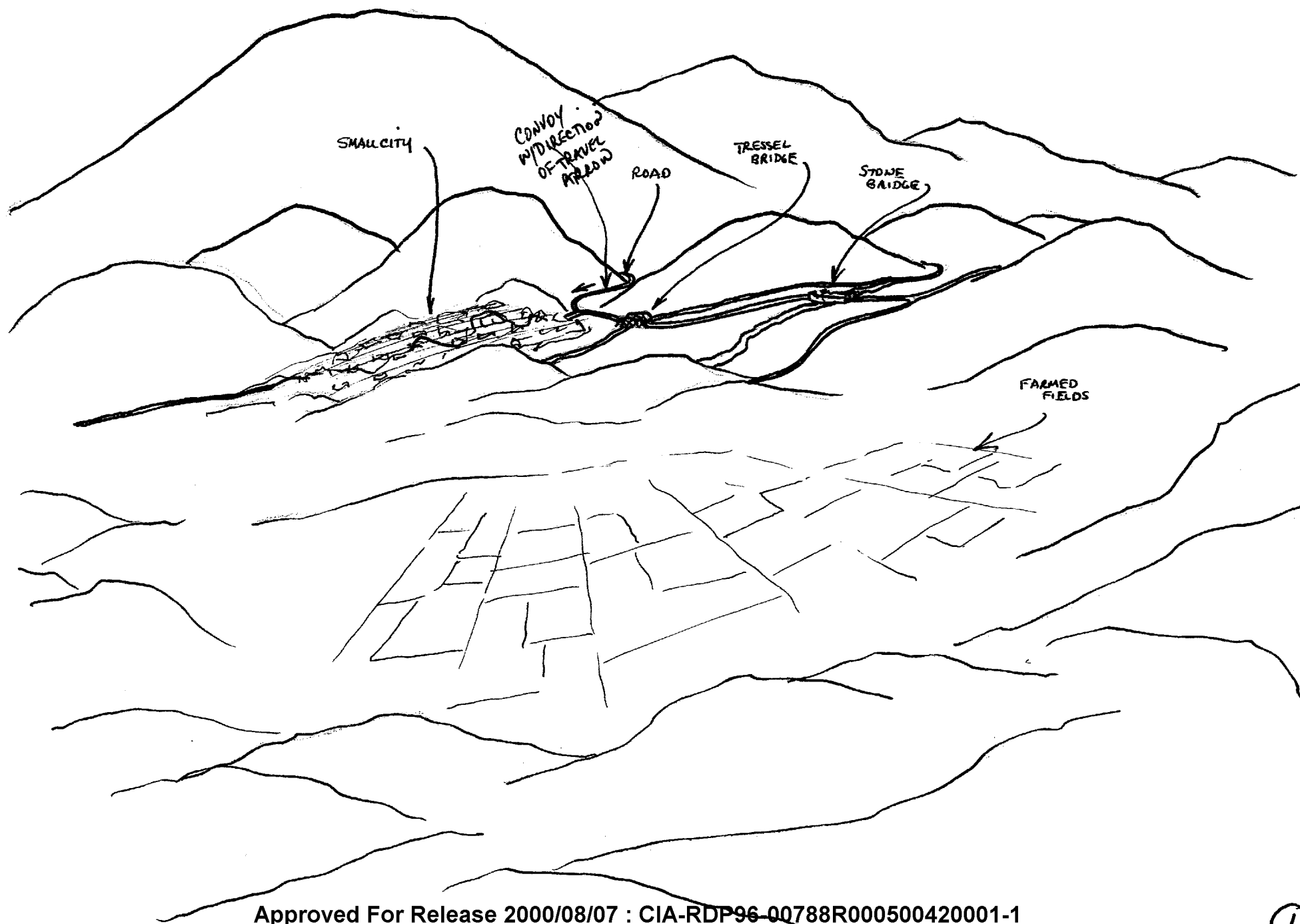
a. (S/NOFORN) Within the "traffic center", personnel observing the vehicular traffic would provide a central figure little chits of paper. Data pertaining to these chits of paper would then be transcribed on a clipboard maintained by the central figure.

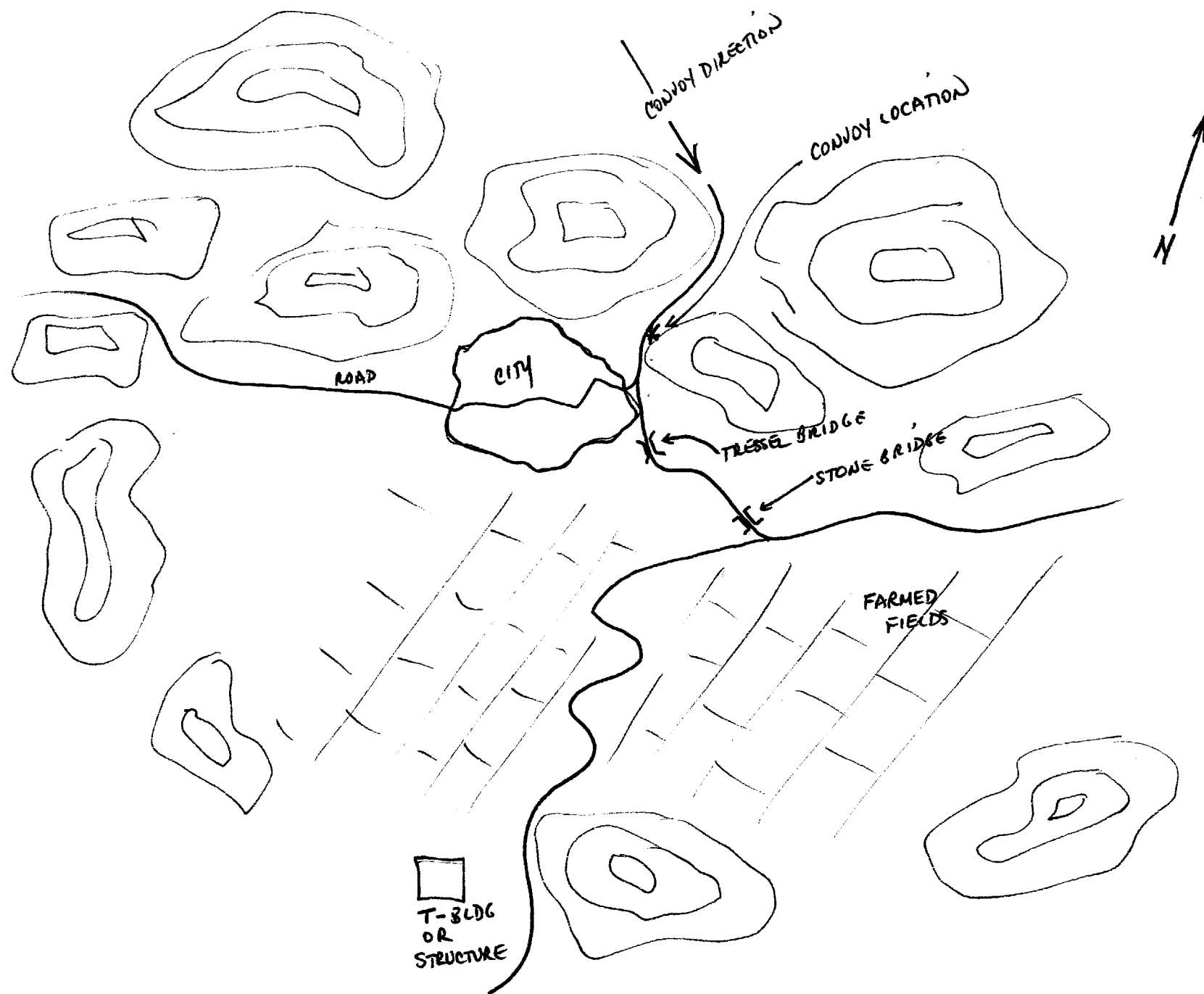
b. (S/NOFORN) Accompanying the central figure was a man with field glasses described as the other's "right hand man". Using the field glasses, this man was observing the progress of a convoy some distance away, which was going around the edge of a mountain. (See sketches #1 and #2)

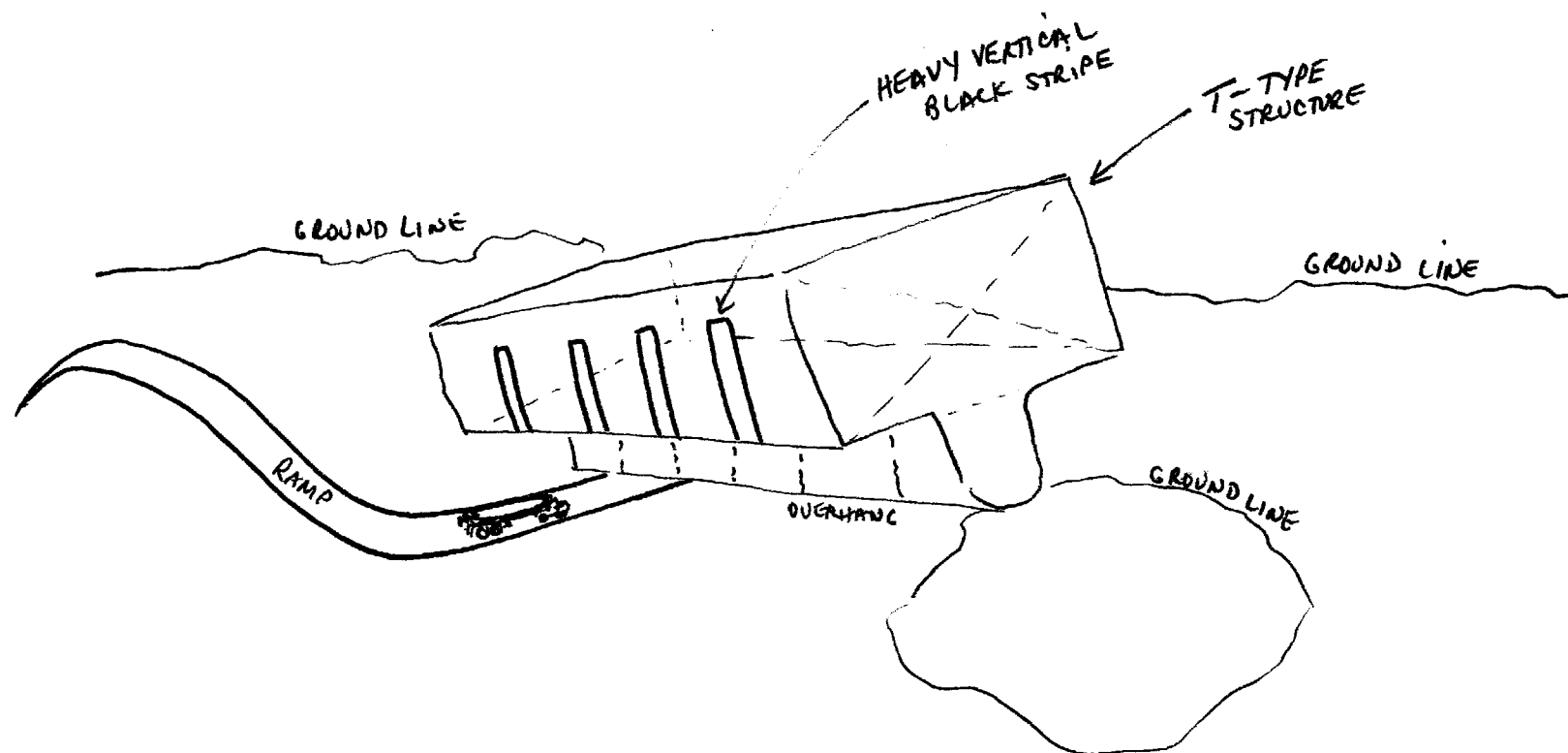
c. (S/NOFORN) The man with the field glasses was described as reminding the observer of a "major". The situation on 7 February 1981 was one of the "major" watching increased activity. This was an abnormal situation of higher than normal activity during a "peak operations period". The source stated the activity involved was "definitely military".

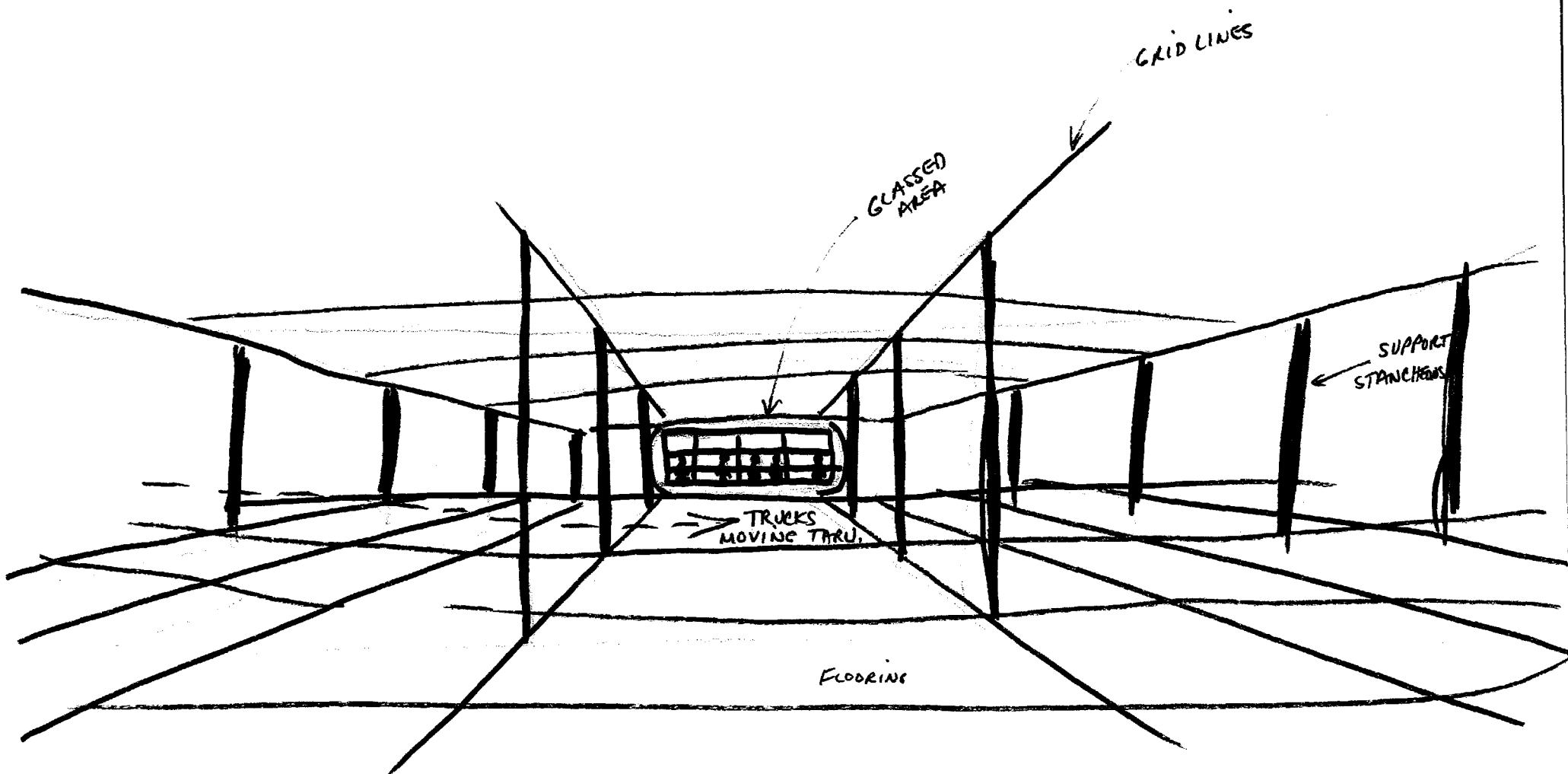
~~SECRET~~



TAB











TRUCK

TAB

~~SECRET~~

TARGET CUIING INFORMATION

REMOTE VIEWING (RV) SESSION DC-74

1. (S/NOFORN) At the start of this session the remote viewer was given a sealed envelope which contained a geographic coordinate relating to the target.
2. (S/NOFORN) The remote viewer was given the following tasking during this session.
 - a. Access the target at 1200 hours, 31 January 1981, local target time. Describe the target area and report status of activity.
 - b. Move ahead to 1200 hours, 7 February 1981, local target time. Describe the target area and report status of activity.
3. (S/NOFORN) The envelope containing the coordinate remained sealed throughout the entire session.

NOT RELEASABLE TO FOREIGN NATIONALS

~~SECRET~~
ORCON

TAB

~~SECRET~~

CONTROL ANALYST COMMENTS

REMOTE VIEWING (RV) SESSION DC-74

1. (S/NOFORN) Prior to the session, the interviewer (14) was provided a sealed envelope and advised that within the envelope was a piece of paper having the target geographic coordinates written thereon. Interviewer #14 was also provided a piece of paper containing the following:

a. (S/NOFORN) The target is represented by a set of geo coordinates written on a sheet of paper inside the envelope.

b. (S/NOFORN) EEI:

(1) Access the target at 1200 hrs, 31 Jan 81.

(a) Describe area.

(b) Report activity.

(2) Move ahead to 1200 hrs, 7 Feb 81.

(a) Describe area.

(b) Report activity.

2. (S/NOFORN) Prior to session start, Interviewer #14 read the statement contained in para 1a above to the Remote Viewer.

3. (S/NOFORN) In-Session Guidance: During the session, the Control Analyst provided the following guidance/direction to the interviewer at the approximate times indicated.

a. +09 min: "Have (#27.5) go aerial over the target area."

b. +13 min: "Okay. Have (27.5) get into one of the trucks."

c. +16 min: "Have (27.5) focus on the milk truck."

d. +17 min: "Have (27.5) follow the truck to where it drops off its load."

e. +21 min: "Is this where the truck receives its load or where it drops it off?"

f. +23 min: "Have (27.5) move forward in time with the truck to where it drops off its load."

~~SECRET~~

~~SECRET~~

- g. +25 min: "Hold it; okay go ahead with my question, you're right."
- h. +29 min: "Have (#27.5) focus on the T-shaped building, then have (#27.5) move ahead in time."
- i. +31 min: "Have (#27.5) go into the structure to where he described the people with clipboards and the glass, then have (#27.5) look out and around at the surrounding countryside."
- j. +34 min: "Have (#27.5) focus (#27.5's) attention inside the T-shaped structure and describe the activity."
- k. +37 min: "Ask (#27.5) to look through the field glasses."
- l. +43 min: "Have (#27.5) ask the right hand man if this is normal activity."
- m. +44 min: "Have (#27.5) ask the man if this will last very long."
- n. +46 min: "Okay, I have no further questions. Ask (#27.5) if (#27.5) has anything to add."

KENNETH V. BELL
CPT, MI
Control Analyst

~~SECRET~~