

~~SECRET~~

ORCON/NOT RELEASABLE TO FOREIGN NATIONALS

ccc 25
1

INSCOM

GRILL FLAME

PROGRAM

SESSION REPORT

CLASSIFIED BY: DIRECTOR, DIA
REVIEW ON: *March 2000*
EXTENDED BY: DIRECTOR, DIA
REASON: 2-301c (3 & 6)

GRILL FLAME

~~SECRET~~

~~SECRET~~

SUMMARY ANALYSIS

Remote Viewing (RV) Session CCC-25

1. (S) This report documents a remote viewing session conducted in compliance with a request for information on a target of interest.
2. (S) This report represents this viewer's first attempt at this target. He was able to attain his usual state of relaxed concentration. Ambient room noise was periodic and did not disturb the viewer's concentration. The viewer felt confident about his imagery, but felt he was unfamiliar with the things he saw and, therefore, was unable to adequately describe what he saw.
3. (S) The protocol used for this session is detailed in the document, Grill Flame Protocol, AMSAA Applied Remote Viewing Protocol (S), undated.
4. (S) Following is a transcript of the viewer's impressions during the remote viewing session. At TAB A are drawings made by the viewer reference his impressions of the target site.

~~SECRET~~

~~SECRET~~

TRANSCRIPT

REMOTE VIEWING (RV) SESSION CCC-25

TIME

#66: This will be a remote viewing session for
0900 hours, 18 March 1980.

PAUSE


Relax and concentrate now. Focus your attention
on the target designated for this morning.

SG1B



Relax and concentrate. Relax and focus, focus
on the target for today:

SG1B



Concentrate, focus, and describe the target to me.

PAUSE

+04

#01: I'm standing under a whole interconnecting mesh
work of wire or pipe or something. It's very tall.
It's like a curved wall of it behind me, and it goes
straight up on thin steel rods or wire. There's...
uh...looks like an inverted pan shape. No, it's
a circular dish shape type thing that's upside down.
and had sort of a beveled center piece to it.

#66: Describe your position of perspective.

#01: I'm standing on the ground. It's kind of off to
my left with the rods, or whatever they are, over
my head and behind me.

PAUSE

#66: Move 200 feet above the target and describe it
from that perspective.

PAUSE

~~SECRET~~

~~SECRET~~

+07 #01: Ok. Now, looking straight down at what appears to be...wait a minute, I'm losing it...looking down a T shaped building and all these rods or whatever are to the right. May not be a building; saw a metallic shape like a T. Looks like an erector set kind of thing, and there's alot of concrete under it or smooth stone. There's, I'm seeing what appears to be the corner of something. It's like a grid...kind of a grid.

#66: Maintaining your perspective 200 feet in the air tell me about the surrounding area that you see.

PAUSE

#01: Very low hills. Very sparse forestry. There's very little trees, and this is a complex that's built into a valley like with....I see what appears to be roads, but they're, they don't go anywhere. They go to the edges of the valley and stop to the cliffs of the valley and stop. It's a leaf shape valley. Shaped like a leaf.

#66: Describe the size of the complex.

#01: Very large. Perhaps...uh...4 x 6 miles.

#66: And, in this dimension, what portion are you perceiving?

PAUSE

+10 #01: I don't know. It's like I'm...uh...let me look at it a minute. Maybe I can.....

#66: Fine. Examine the target without reporting. I will wait.

#01: I'm getting alot, I'm getting alot of sensory input and I'm having trouble with it.

#66: Fine. Just concentrate for a while and do not report.

PAUSE

#01: I'm looking straight down on a pattern ofI don't know what to call it. It looks like the tops of some kind of towers. There's a bunch

~~SECRET~~

~~SECRET~~

of these. I don't, I don't know what they are. It's like looking down on the top of a tower, where there's a lot of 'em. I'm also seeing a, a, cylindrical type building that's to the left of the T shaped object. Uh...it's not a building. It's the cylindrical shape object. It has a elongated tube type thing coming out of the end, and running down the center of, what appears to be some form of revetment. Then it goes into the ground. There's a, there's a spillway, like ...uh...a thing that dumps water that's next to it.

#66: Where are these things in the greater complex?

#01: They're right in the center of the valley.

PAUSE

I'm sensing this complex. I'm not, I'm, not actually seeing a complex. I just know it's there.

PAUSE

+15

I'm trying to, I'm trying to stay at the coordinates. I get the impression that this particular target is, is, is long. You know. Like the coordinates are on a part of it. But the actual target is like, maybe two and a half miles long. I see a very large expanse of white, like concrete. It has corridors or, I keep wanting to use the expression tunnel type corridors, but it's not a tunnel. It'sthere are actually man-made corridors all running through it. I don't know what it is, but it has these corridors running through it.

#66: Ok.

PAUSE

#01: You could, you could drive a vehicle on the target, I think. I, I don't know what's giving me that, but I know you could drive a vehicle on it.

PAUSE

~~SECRET~~

~~SECRET~~

#66: All right. I believe the coordinates that you have are centered mass coordinates. At this time, I wish you to focus, not on a physical description of the target area, rather focus on the activity. Take a few moments now to concentrate solely on the activity at the target area, and report that to me.

PAUSE

+20 #01: Seeing, seeing people wearing some kind of, kind of a funny head thing. Seems to be made out of rubber or something. They're loading trucks. They're either digging something up or covering something up...is removing dirt and they're loading trucks. They're wearing...uh...they're wearing something funny on their heads. I get a strong impression of scrubbing down or cleaning up or something.

#66: All right.

#01: They're cleaning, they're cleaning something up. I don't...they're either covering it with dirt or they're removing it with dirt. I don't understand. They're scrubbing something down; they're cleaning up.

#66: Focus now on an alternate activity at the target location.

PAUSE

#01: The, the only other activity I'm getting is some people on the...around the, underneath the, the tops of these things I'm calling these tower shapes I'm calling towers. Only I don't have a feel for any particular thing they're doing. They're just, they're manipulating something with a tower.

#66: All right. One question, What time of day is it? What hour is it that you perceive the target?

#01: Late evening. My impression of late evening. Would not...well.....10:30 in the evening, 11:00 o'clock evening.

#66: At this time I have no further questions about the target area. If there is anything that you would like to add please do so now.

~~SECRET~~

~~SECRET~~

- #01: Just get a strong impression that the...uh... the coordinates are only, they're only centered on the target. That it's a very elongated type target.
- #66: Ok. I believe that's correct. Anything else?
- #01: No. That's, that's all.
- #66: Ok. Let's draw the impressions that you've had.
- #01: Ok. First the one, one thing I said, I don't think is on the tape or I thought that I should say this, now I'm going to tell you.....is that I got an impression that the reason why I thought they were working late in the evening is it's not like I'm seeing these giant search lights over this area, but I'm seeing like these smaller bright intensity lights, you know. Like directing lights that are being pointed on the different parts of the complex or whatever it is. That's why I got a feeling it was late in the evening.

But on page 1, I don't know how to draw this so I'm going to give you three different views. so what I'm going to do is divide the page into 3 sections. I'll call it section A, and section B, and section C.

Now, standing on the ground, if you looked up... I'll call this section A, looking up....I got an impression that I looked up and there was this, this thing of rods that was going around like that, and coming down like this across my view, this looking straight up.

In section B if standing in the same place you looked to the right you would get this impression. of these rods coming back around your right side.

Then section C, if you looked to the left I got an impression of like a diamond shaped thing. Only they weren't all the same size. This diamond pattern was to the left. I don't have any idea what that is. First I wanted to call them wires, then I knew that that was being analytic. Then I wanted to call them pipe but that was also being analytic. It's somewhere in between. Like I would call them rods of some kind. Although I don't have

~~SECRET~~

~~SECRET~~

a feel for how thick they are. I just felt like they were solid.

On page 2 I had a ...impression after that think I'm looking down on a T shaped...what I initially called a building, I said it wasn't a building....I'm not sure what it is, but it was a T shaped and what I actually saw was I saw it from the corner, and it looked like this, and it had this part of it was like raised.....and I got this impression.. It was a very distinctive type thing. I don't have any idea what that is. That's on page 2. But, I felt like....if you were to say, you know, what is it made of or something like that, I had a very strong feeling for a white metal or, like a light metal thing. That's as close as I can come to it, and the size was quite large. Not overly large, but larger than you would expect a T shape like that to look.

#10.5: Ok. I've never worked with you before so if I'm bothering you let me know.

#01: Nothing bothers me.

#10.5: Ok. At the time you had the interconnecting mesh work that you drew for sketch 1, my notes also indicate that you had a feeling of a very tall, another phrase was curved wall behind goes straight up.

#01: Oh, yeah. Ok.

#10.5: And it's apparently in some association with your thin steel rods or wire feeling, ok.

#01: Yeah. I got a.....I'm going to wait to get to that because when I was doing the overhead view I got a much clearer impression of that curved wall, or whatever it was.

#10.5: Ok. Great.

#01: So we'll do that in a later view.

#10.5: Ok.

#01: Three. I want to give the layout of this, this valley. I got an impression of a leaf shape, ok. I'm using the term leaf to describe the shape of this thing. The valley looked like an oak leaf

~~SECRET~~

~~SECRET~~

type affair. Like that. Narrow at both ends. Narrower at the left end than at the right end. I felt like the right end.....went out.....you know, if you keep right on trucking, but in the left end if you went too much farther, it would peter out, or narrow out to a very thin gorge or cliff in the hills. I felt like these were, you know, very low hills, you know, just a ranging kind of hills. Drawing some contour lines. This kind of affect, and that this complex literally filled this valley and there was...uh...things like this in these corners of the leaf vine. There was actually the veins of the leaf which is why I was saying roads that just didn't seem to go anywhere. Actually these veins of the leaf and that the primary, I'm not calling those roads now, just pattern that's there...and that the primary complex part was in this block. In this heavy black block. That was the coordinates that I was located at which I don't know if that will help pinpoint or not, but that's generally the valley area.

Now I get an impression of the grid, next I think, I was looking down on what appeared to be this thing, thing. Think I ought to put a word thing. It was a corner of something that had to do....this had alot to do with the T shape, ok. This was like a corner of a thick grid, and I was looking down on this thick grid, and it was somewhere related...someway related to the T shaped object. Again, I don't know what it is, but that it might be something prevelent to your target as far as location.

Page 5 is when I started trying to get...trying to figure out what this thing was, and I got an impression of a ...this wall, and this was a large curved wall type thing, and I got the impression that...uh...like down in this corner like there was an opening and it was like a spillway coming out of the side of the wall, and the direction of this arrow was the round object which I'll draw next. This spillway was either water or a chemical or something. But, the wall was curved and again I was being analytic when I said white concrete, but that's what it appears to be. Like a white, white concrete, or something.

~~SECRET~~

~~SECRET~~

#01: The rods, ok, have something to do with the upper edge of the wall. The rods have alot to do with the upper edge of the wall, and how they're connected to it; how they interface with it, I don't know. The rods have something to with the upper wall.

I saw a dish shape thing earlier. Well, let me do the round object first. Looking down obliquely I saw what appeared to be a rounded object, like this, laying on the ground. It was like this thing coming out of the end. Went down a little ways, and then angled down, like this. And there was a concrete reveted trench like that went like this. Then it went down into.....page 6.....and uh...just another thing I saw there.

That was to the left of the wall, as I was looking at the wall.....on page 7..... that reminded me that I saw these.....it's like I was looking down on top of an erector set type tower. I saw a pattern of three but there were more this way. But, I got a feeling like I was looking down on these, these tower type things. I don't know how to...you know, like I was looking through them. Through the tops. This is also where I saw some people working.

They're tire shaped objects and likewise to the other one. I don't, I don't have a feeling for size other than they're much larger than a man. Kind of hard to get a feel for size when you're looking down through the top. Then I saw one other object, and it was a dish shaped object and it was clearly on the ground. I don't have any idea of size, although, again, much larger than an automobile, I would say. I got this impression. That kind of an impression. A dish shaped object. It was, it was flat on the ground. I guess that's about it. Did I leave anything out?

#10.5: Let me check here and see. I think you may have covered it, but I have a question. You have a large expansive white, like concrete, and you had this feeling of man-made corridors running through it, or whatever. I'm not really clear on what your description was or what your feelings were on that.

#01: Ok. Uh...that had something to do with the wall. And...I don't know. I can't draw it. I don't know exactly how to explain it. It's like....if you took

~~SECRET~~

~~SECRET~~

a, if you took a huge block of concrete and you cut a square corridor through it, and you cut one going the other direction. Then you cut one diagonal to that, and you just ran these through this, this block of concrete. That's the impression I'm getting, and ...uh...just like an interlacement of man-made corridors, for some reason. Not like something you would find normally in a building and it's.....I don't know. It's just an impression.

#10.5: Ok. And, on your focusing on activity...uh... your first impression was people wearing a funny head thing.

#01: Oh, yeah. I can draw you a picture of that.

#10.5: You had a feeling for that.

#01: Essentially, all it looked like was they were either shoveling dirt into a truck or shoveling dirt out of a truck. They were either cleaning the truck out or cleaning something up on the ground. I just get a clean up type feeling, and these...uh...I get an impression that this being the face, I get an impression that...uh...of that. So to speak. Almost like a funny helmet.

#10.5: Ok. This is sketch 9? Ok.

#01: Yeah. You can see the facial features but there's like this...this rubber hat.

#10.5: Ok. Uh...to go back through now what I would like to do.....do you have any feelings for the size or proportions of sketch 8. The object in sketch 8.

#01: Very, very roughly. I'm trying to visualize it with a person standing next to it. I think I'm going to have a slip a little bit through time or something to do that. I get an impression, using a stick person, that this is probably about that size. I really should shift to a person.

#10.5: Ok. All right. How about...uh...while we're thinking proportions then, you sketch...uh...

#01: Six.

#10.5: uh...yeah...six, I guess, six. Right. The cylindrical shaped object.

~~SECRET~~

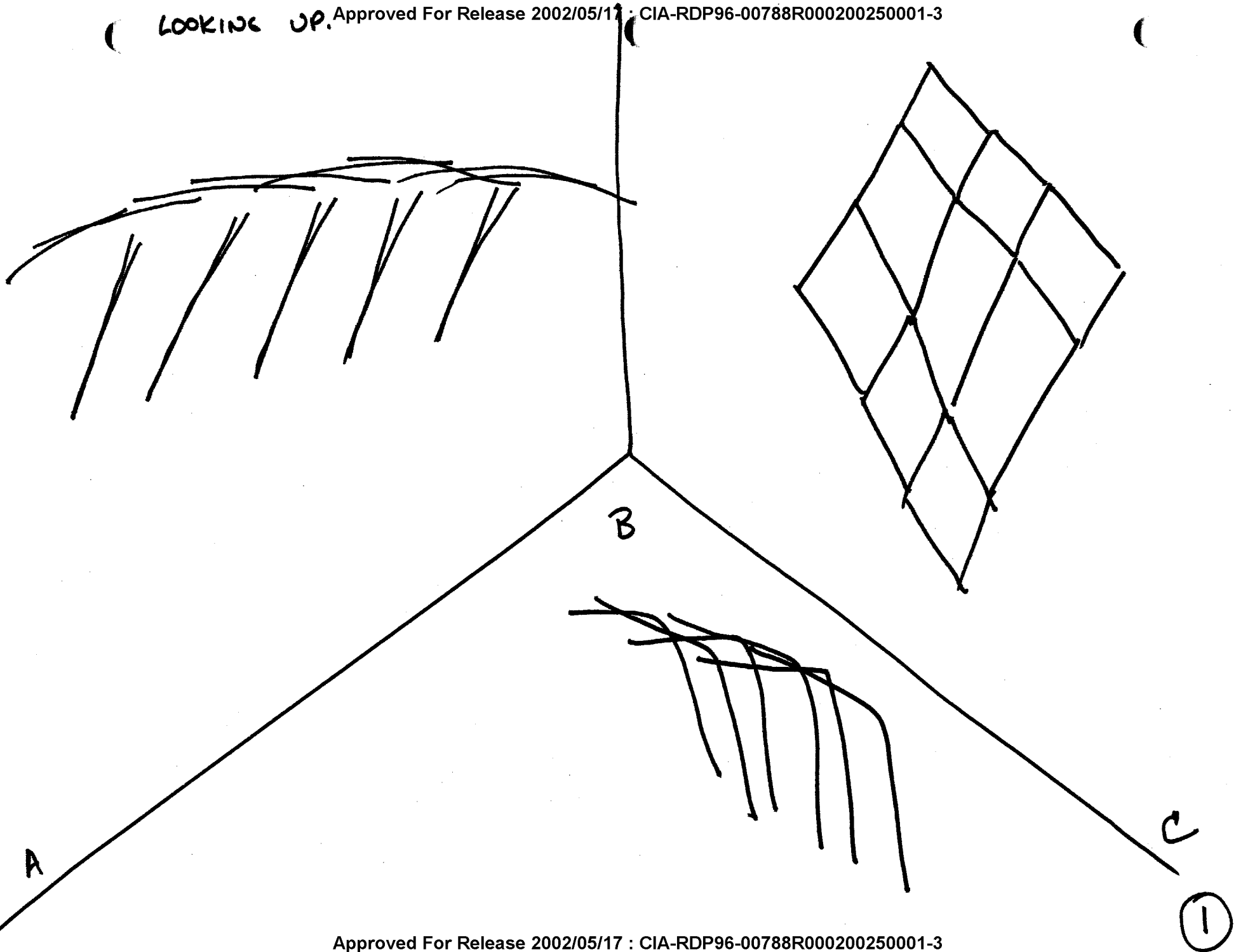
~~SECRET~~


#01: I would say probably that size.


#10.5: Ok. All right. That's fine. That's it for me.
Thank's very much.

~~SECRET~~


LOOKING UP.

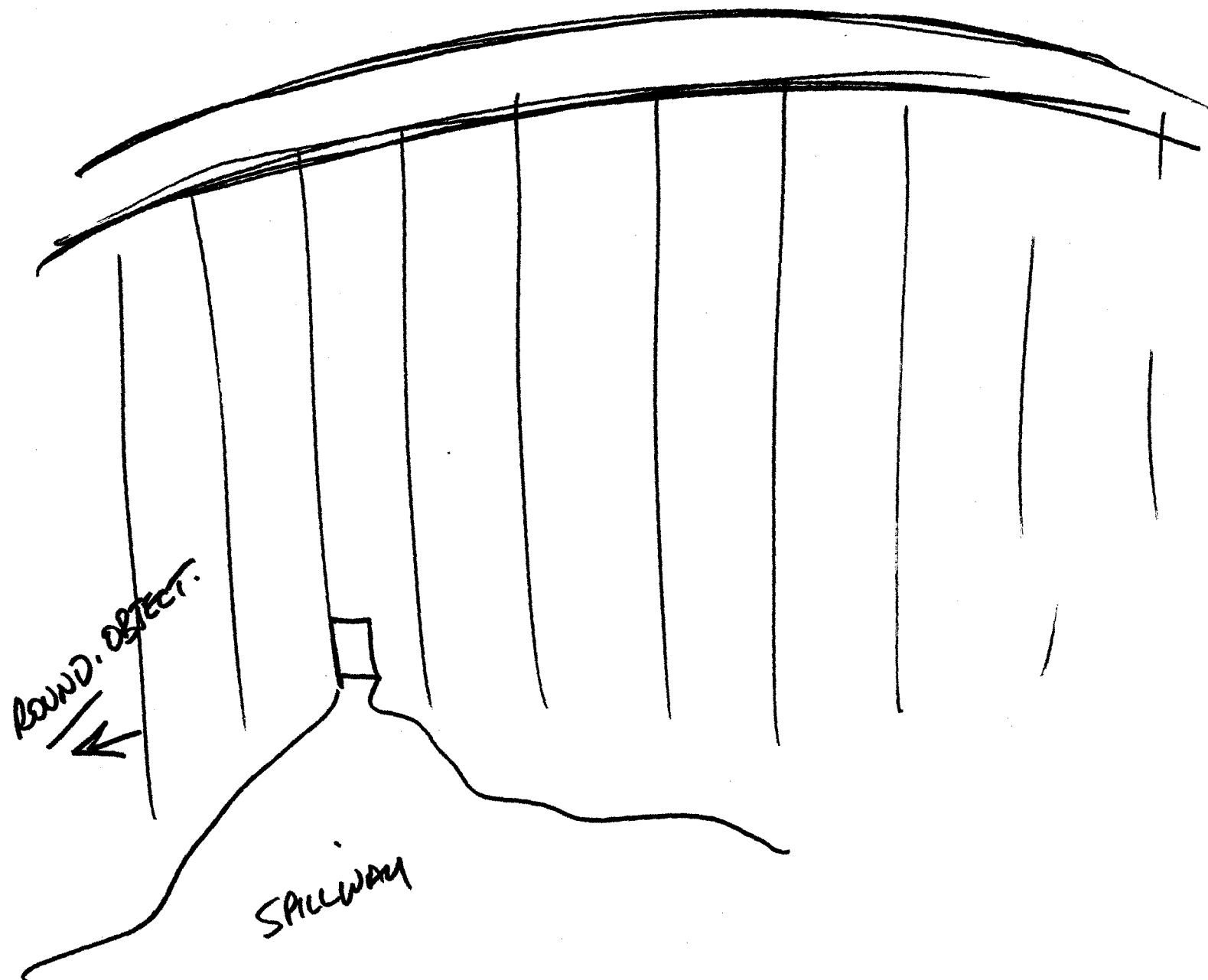








3








(5)





↗ MORE THIS
WAY







Session CCC 25 18 Mar 80 @ 0900

SG1B

geo coordinates:



describe target.

describe immediate vicinity.

describe activity.

TAB

SG1C

Approved For Release 2002/05/17 : CIA-RDP96-00788R000200250001-3

Approved For Release 2002/05/17 : CIA-RDP96-00788R000200250001-3

~~SECRET~~

5. Other imagery of sketches #8 and #9 cannot be directly matched, but is suggestive of the target and associated activities.
6. Sketch #4 cannot be correlated, but may pertain to local structures.
7. Correlation of sketch #6 cannot be determined at this time.
8. Sketch #3 bears gestalt similarity to an overview of the target area as a whole.

~~SECRET~~

~~SECRET~~

ORCON/NOT RELEASABLE TO FOREIGN NATIONALS

INSCOM

GRILL FLAME

PROGRAM

SESSION REPORT

CLASSIFIED BY: DIRECTOR, DIA
REVIEW ON: *April 2000*
EXTENDED BY: DIRECTOR, DIA
REASON: 2-301c (3 & 6)

GRILL FLAME

~~SECRET~~

TRANSCRIPT

REMOTE VIEWING (RV) SESSION CCC-31

TIME

#28: This will be a remote viewing session for 1400 hours,
20 March 1980.

PAUSE

Relax and concentrate now. Relax and concentrate.
Focus your attention on the target for this afternoon.

SG1B



Focus your attention on the target area. Focus your
attention on 1000 hours, 20 March 1980 at the target.

PAUSE

Focus your attention solely on that period of time
at the target 1000 hours, 20 March 1980. Relax
and concentrate and describe the target to me.

PAUSE

+08 #14: Well, up until the shit hit the fan I had a, a
horseshoe shape. I had a dome shape, and for some
reason, I came immediately...and China came to mind,
for some reason.

+09 #28: Ok. We'll cancel this session here.


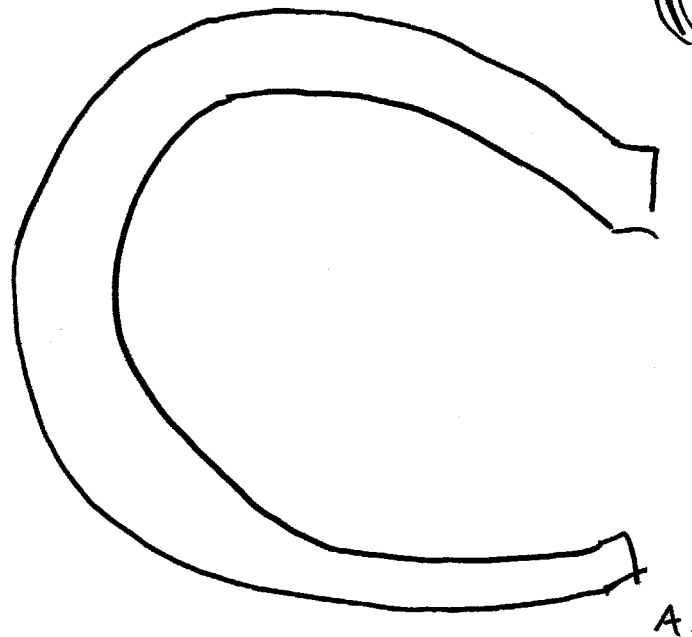
#14: Well, if you want to try asking some specifics or
something, I.....

#28: No. I have no questions.

#14: ...we can see what pops in mind.

? China?
? Autonomous?

C.



B.

Project 8003

Session CCC 31 201400 Mar 80

CUING DATA:

① "THE TARGET HAS BEEN
IDENTIFIED AND SELECTED
AND IS AT GEOGRAPHIC
COORDINATES

SG1B



② ACCESS THE TARGET AT
1000 HRS ~~AT 1000 HRS~~
LOCAL TIME.
20 Mar 80

~~SECRET~~

ORCON

ANALYST COMMENTS

REMOTE VIEWING (RV) SESSION CCC-31

SG1B

1. (U) Reference: City Plan, stock no.
2. (S/NOFORN) CUING DATA:
 - a. This was #14s first session against Project 8003.

SG1B

- b. #14 was provided only the mensurated coordinates

SG1B

and directed to access the target at 1000 hours, 20 Mar 80. Due to previous involvement as interviewer for Project 8003 involving other RV personnel #28 was generally familiar with the overall nature of the target (city, valley, industrial complexity, etc), but was not aware of finite aspects of the target.

3. (S/NOFORN) ANALYSIS: Data cannot be analyzed due to low resolution, impact of noise on #14's concentration.

4. (S/NOFORN) ANALYSIS POSTSCRIPT, 1 APR 80:

- a. Reference session CCC-38.
 - b. Possible correlation, however slight, exists between sketch #1, A&B, and CCC38 imagery in sketches #1 and #2. Any correlation, however, is slight and not verifiable.

~~SECRET~~