

SECRET

INSCOM
GRILL FLAME
PROGRAM

SESSION REPORT

CLASSIFIED BY:MSG,DAMI-ISH
DATED: 051630ZJUL78
NOT RELEASABLE TO FOREIGN NATIONALS REVIEW ON: *Jan 2002*

SECRET

GRILL FLAME

SECRET

SUMMARY ANALYSIS

REMOTE VIEWING SESSION 813

1. (S/NOFORN) This report documents a remote viewing session conducted in compliance with a request for information.
2. (S/NOFORN) The protocol used for this session is detailed in the document GRILL FLAME Protocol, AMSAA Applied Remote Viewing Protocol (S), undated.
3. (S/NOFORN) During the second phase of the session the remote viewer was interviewed concerning his impressions. At TAB A are drawings made by the remote viewer. At TAB B is the target cuing information provided to the remote viewer immediately prior to the session.
4. (S/NOFORN) The remote viewer's impression of the target are provided as raw intelligence data, and as such, have not been subjected to any intermediate analysis, evaluation or collation. Interpretation and use of the information is the responsibility of the user.

NOT RELEASABLE TO FOREIGN NATIONALS

SECRET

ORCON

SECRET

TRANSCRIPT

REMOTE VIEWING SESSION #813

TIME

#72: This will be a remote viewing session for 2 October 1981 with a start time of 1030 hours.

SG1A

All right #01, it is now 1030 hours. Our mission for today is to locate a lawn mower marked with the initials D.A.R. which is located in a bunker at [REDACTED] I want you to go to locate bunker 1147. Enter the bunker and describe what you perceive inside.

PAUSE

#01: A modified doorstep over something going instep over something light (phonetic)..... (not audible).....a built in gray.....gray area..... see silver. Some sort of can polish, metal, silver color.

#72: How does it feel inside the bunker?

#01: Damp. I think this is a..not a very good bunker..... It's not used very often.....a lot of water, dampness in the air.

+04 #72: Okay #01, I want you to move now to bunker 1153. I want you to enter the bunker and describe what you perceive inside.

#01: First, first impression is in the number..... Identification number on the outside is gone or it's been gone or partially eradicated.....damaged somewhatsomewhere. There's a.....waist high table or something on the right.....layingon a flat surface and then.....slightly angled, like a work bench type surface..... There's a..... cylindrical type object..... I don't think it's a lawn mower.....It's.....it's larger than a lawn mower.....Seems to be more than one..... There's some wire.....and I'm leaning on a bow from the ceiling (phonetic). There's a.....just getting an impression of a cutting edge..... And, it's not a clear impression of the lawn mower. But, it's a very narrow, long, thin cutting edge of metal.

SECRET

~~SECRET~~

#72: Where is this located within the bunker?

#01: It's...half way down on the left side. Appears to be horizontal instead of vertical. It's fastened on the ends. Just seeing a metal cutting edge.

#72: I want you to go back to the front door of the bunker.

#01: Okay.

#72: How far is it from the front of the bunker to the rear?

#01: I don't know. It's.....60 feet, 50 feet. Very large. It's like an optical illusion. It's dark and it doesn't appear to be as deep as it is. Don't appear to be many light colors inside. 50 feet up toward the rear.

#72: Okay #01, I want you now to move to bunker 1181. I want you to enter the bunker. Describe what you perceive inside.

#01: I sense the cleanest exterior of that (mumble). It's one of the clean, it's a hard pad, clear, hard pad surface... Getting (mumble) shelves some squared openings...and layers of (malfunction) and more lightlight fixtures..... An impression that this is.....this is.....this is going to be where it goes next. I don't know how to describe that. Almost like it's written down somewhere. This is where it goes next.

#72: Okay #01. Return to the front door on the inside of the bunker.

PAUSE

+13 #01: Okay.

#72: Please, turn towards the left wall and describe anything you see.

#01: Getting an impression of hooks or curved metal projections.....flat objects.....about 5 feet tall, maybe.....stacked.....leaning one against the other.

#72: Does it run the entire length of the bunker?

#01:About one third.

~~SECRET~~

~~SECRET~~

#72: Okay #01. I want you now to move to bunker 1168. I want you to enter and describe what you perceive inside.

#01: First perception is it's green (phonetic) down the center of the floor. It's significant to this bunker. A lot of canisters in this. (Malfunction)

#72: Does the bunker appear to have been used recently?

PAUSE

#01: Perhaps not very recently. Not like yesterday, but it was accessed.....one week, 10 days ago. No. It was accessed even more recently.....4 days ago. Something was removed and brought back. See a white car involved in that. Either cream colored or white car.

#72: Okay #01. I would like you now to move to bunker M-1111. That is bunker M-1111. Enter and describe what you perceive inside the bunker.

+17

#01: Different colors here.....(malfunction). Bunker.....see different colors here.....like multi-color stripes....patches of color.....green and.....shades of green to yellow.....shades of red to.....almost a lavender, chartreuse.....dark background. Also getting....objects....long, narrow shaped lying side-by-side like....likethey're aligned.

Get a.....just a minute.....
Get a mirror reflection of some kind. Get a reflection of..... Get a picture of a lawn mower in here. But, it's..... I'm also getting an impression it's overlay. Like getting down to the last bunker. I don't think it's in this bunker.

#72: Okay #01. Move to the front door of the bunker within the bunker.

PAUSE

#01: Okay.

#72: Beginning at your left, go around on the inside of the bunker. Tell me what you perceive.

#01: Saw squared off.....bench of some kind. Getting a pattern of squares to my left. Something cold and metallic. I can put my fingers through it.....It's all the way across. There's some pipe there, too. Blank wall.....corrugated...metal...ceiling to floor... ceiling of some kind.

~~SECRET~~

~~SECRET~~

#72: What is the temperature inside the building?
What does it feel like?

#01: Dryer than most of the others. But, it's.....
it's cool, much cooler than outside. It's constant
70 degrees. I would suspect. Not shirt sleeve, but
not cold.

+25 #72: Okay #01. I have no further questions for you. Do
you have anything you would wish to add?

#01: Think the thermos type objects might be the mower.
I don't know why I get that impression, but.....
there seems to be some form of connection.

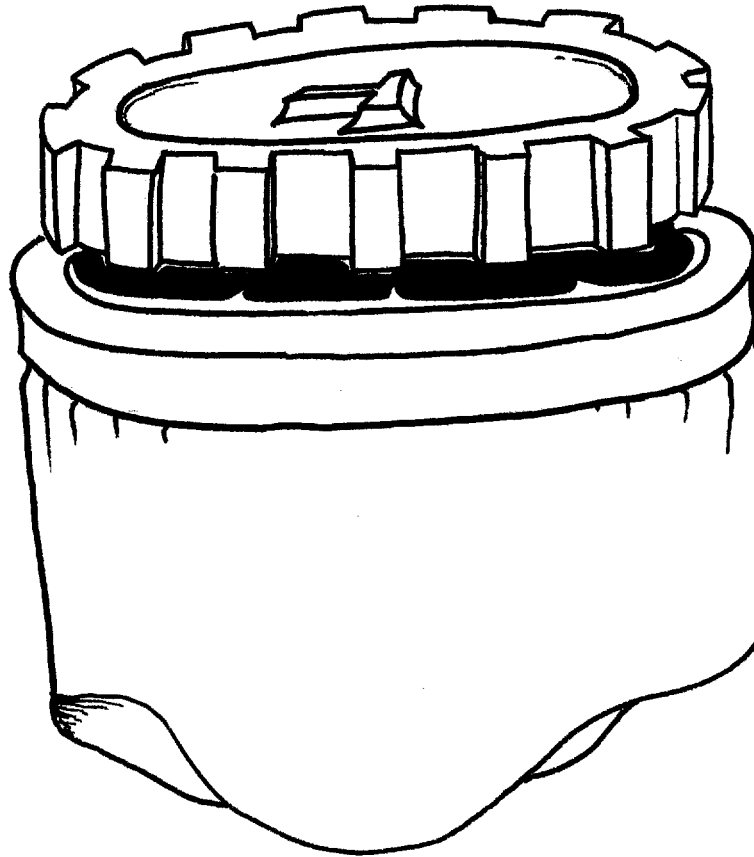
+29 #72: Is there anything else that you want to add?

#01: No. That's it.

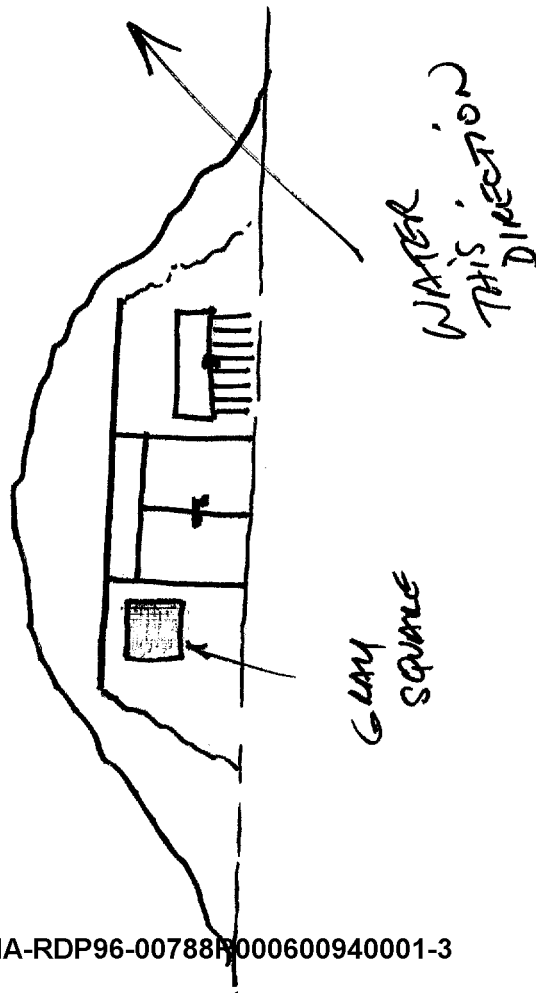
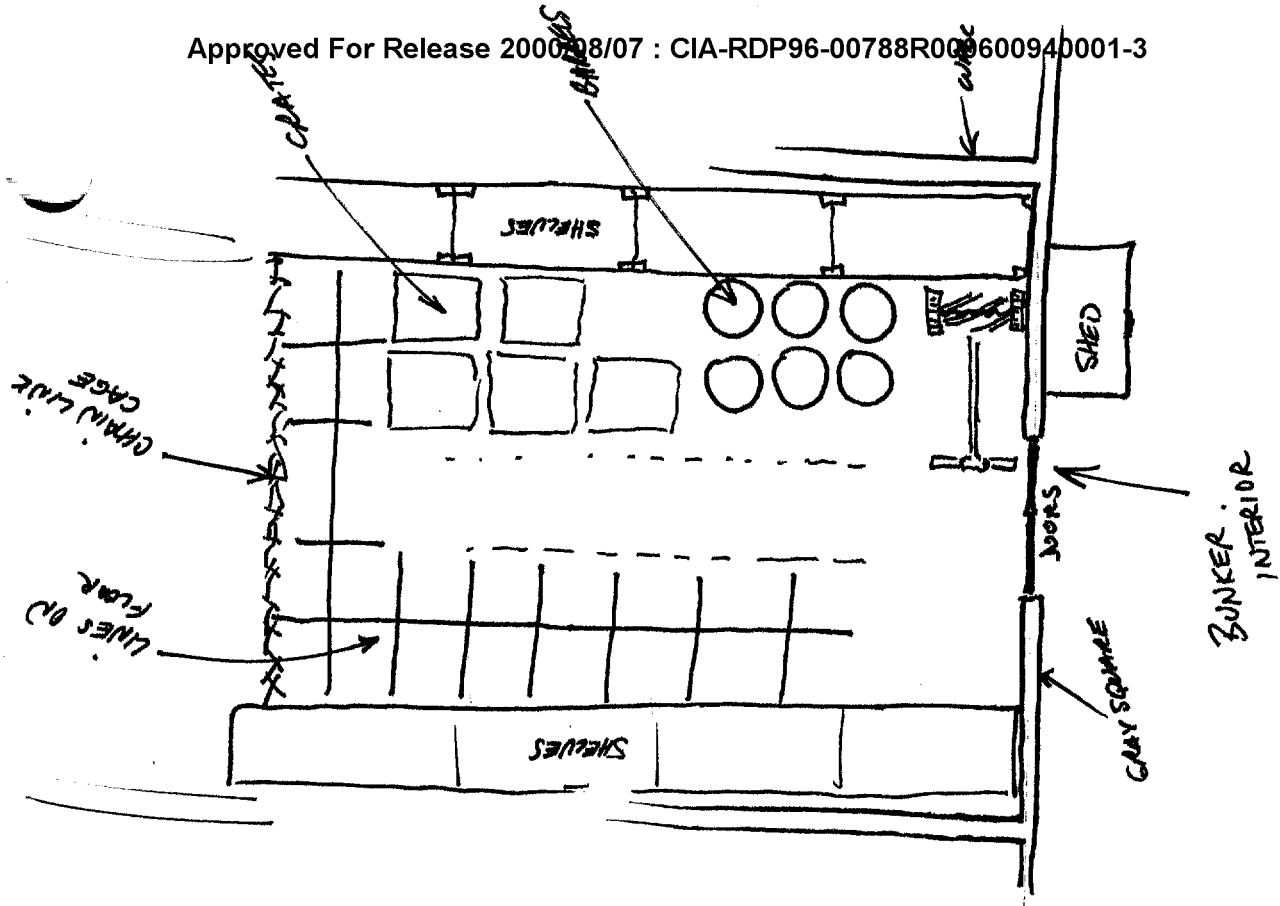
#72: All right #01. I would like you now to return
to this room (omitted because of security reasons)
I would like to have you relax.

~~SECRET~~

TAB



THERMOS TYPE
OBJECT SOMEHOW
ASSOCIATED TO THE
LAWNMOWER....
ON IT, NEAR IT, OR
BY IT.



TAB

~~SECRET~~

TARGET CUIING INFORMATION

REMOTE VIEWING SESSION 813

1. (S/NOFORN) Immediately prior to the session the remote viewer was shown a sealed envelope and told that the target was a lawnmower marked with initials "D.A.R."

SG1A

2. (S/NOFORN) The remote viewer was asked to locate the lawnmower which was located in one of

SG1A

NOT RELEASABLE TO FOREIGN NATIONALS

~~SECRET~~
ORCON