

~~SECRET~~

ORCON/NOFORN

GRILL FLAME

PROJECT

SESSION REPORT

copy 2 of 2 copies

CLASSIFIED BY: Director, DIA
DECLASSIFY ON: 31 Dec 99
EXTENDED BY: Director, DIA
REASON: 2-301-C (3) (6)

GRILL FLAME

~~SECRET~~

~~SECRET~~
SUMMARY ANALYSIS

20 Dec 79

REMOTE VIEWING (RV) SESSION CC37

1. (S) This report documents a Remote Viewing (RV) session conducted in compliance with a request from SOD, J3, OJCS, Pentagon, Washington, D.C. The purpose of the session was to provide information relevant to the hostage situation in the U.S. Embassy compound in Teheran, Iran.
2. (S) The remote viewer's impressions of the target are provided as raw intelligence data and as such have not been subjected to any intermediate analysis, evaluation or collation. Interpretation and use of the information provided is the responsibility of the requestor.
3. (S) The protocol used for this session is detailed in the document, Grill Flame Protocol, AMSAA Applied Remote Viewing Protocol (S), undated.
4. (S) Following is a transcript of the viewer's impressions during the remote viewing session. At TAB A are drawings made by the remote viewer reference his impressions of the target site. At TAB B is target cueing information provided the remote viewer.

~~SECRET~~

TRANSCRIPT

REMOTE VIEWING (RV) SESSION CC37

#14 This will be a remote viewing session (edited for security).

All right #46, I have hear a photograph of an individual, I'll place over your chest, who believed to be held hostage by the Iranians. I want you to locate this individual and describe his surroundings.

PAUSE

#46 I get the impression this is the Colonel again. I think he's in the same type room, except this time...

#14 Describe this room to me.

+05 #46 Except this time there are bars, this time. This feels like a jail. He's not in military clothes, anymore. Baggie pants and shirt. Grayish heavy (mumbling). He's not writing anymore.

#14 Is he alone?

+10 #46 In that room (mumbling)? There's a bunch of other rooms Get the impression, they're all barred, too. Isolated. They seem to.....an empty room between them. They seem to be every other cubicle. I get the impression of about 5 of them. I'm waiting.

#14 Describe the other people.

+12 #46 || I think..uh..I think that other guy with the...with the glasses is here...the guy with the beard...bald headed guy...and...uh...tall guy in late 30s... that's all I can see. ||

#14 I want you to focus on the tall guy in his late 30s and tell me as much as you can about him and his surroundings, and perhaps his thoughts.

PAUSE

~~SECRET~~

+15 #46 Very defensive. What bothers him, he knows he's been chosen/selected. He's...uh...(mumbling) up what he is going to say(mumbling about five words)... (Mumbling) for public confrontation. He's going to stick to his story, or he wants to. (Mumbling about six words)...Biggest problem seems to be the time on his hands is too much (mumbling)

#14 Ok. I want you now to move out of the building focus your attention on the main entrance to this building, and when you start perceiving what is around you,.....describe the building and your surroundings to me.

+21 #46 Ok. There are stairs on three sides going up to the main entrance. Seems to be..uh..canopy type entrance/ It's a big rectangular building. I see two stories. Seems to be on the outskirts of the busy section. (mumbling) I see tree line. (mumbling) ...either side.it's...uh...have...seems to be a street in front of a road. Spacious..the most spacious portion seems to be as wide as the building is, but (mumbling). Then the trees. Now I get the impression of columns in front.

#14 I want you, now, to move around to the rear of this building, and describe it.

+24 #46 Looks like ...uh...big parking lot. Now I get the impression of macadam (phonetic) fences. There are fences. Tree line is beyond that.

#14 What color is the building?

#46 Yellowish brown, maybe lighter...

#14 What material is this building constructed?

#46 Stucco.

#14 I want you now to move to the side of this building. Either side. It doesn't matter.

PAUSE

#46 Ok.

~~SECRET~~

+26

#46

Macadam (phonetic) again. Big driveway, like.
As if..entrance or a gate. Double gate...door
like gate...entry...

PAUSE

#14

All right. I want you, now, to move to the
other side and describe your perception.

PAUSE

++30

#46

There's a barrier there...hm...got the impression
it's topped off in barbed wire...I got the
impression of a wall

#14

What's the wall constructed of?

#46

Kind of like...like yellow bricks...but bigger.
than the red bricks.

#14

Do you have a feeling, how large this wall is?

#46

(Mumbling)....like...uh...not as big as cinder
blocks...less wide...but...uh...more solid material.

#14

How high would you say this wall is?

#46

Got to be about 18 to 20 feet. There's a notch
(mumbling)

#14

Ok. That's all the questions for now. If you can
think of anything else that you can add....go back
and take a look.....and describe it....and when
you're ready we can start drawing.

+32

#46

Ok. I think there are lights on.....lights on
poles, on top of the wall. That's all.

PAUSE

#46

Do you want me to look at this guy?

#14

It wouldn't do any good. But, I prefer, myself,
when I am viewing, not to.

#46

The same here. The same here. That's why I
handed it to you face down. I didn't want to see
it. (Mumbling) I got confused. This one guy I
identified before and one I work with COL Holland.
The first guy that came in was COL Holland. Then

~~SECRET~~

~~SECRET~~

I concentrated on COL Holland. Then the guy in ..uh...I thought was the fifth guy was like first guy, but not quite as old..no gray hair..(mumbling)

#14 Would you like some light?

#46 Yeah.

#14 The noise was actually so bad that I couldn't hear what you were saying.

#46 (Mumbling)

#14 I guess I'm not the only one who has that problem.

#46 OK. See if I can follow this logically. OK. This was a huge building, rectangular and there was...uh...I want to say cells 'cause I've been looking for bars ever since I've been doing on this. And this time there were bars or I perceived what I saw were bars....and what happened was, what I saw was...I saw COL Holland here.... some place here...and what I ...got the impression was that they left this empty and put another body here...and then, empty and then another blarey (phonetic) OK. So what I saw, this is not accurate, but what I saw was a total of about 5 people, ok.

#14 Ok. One question. You described a two-story building. Did you have any feeling whether these rooms were on the first floor?

#46 This was on the first.

#14 On the first floor. Did you..uh..did you get up to the second floor?

#46 No.

#14 Oh. I sh...I probably should have caught that in the session.

#46 I was very intent on trying to.....

#14 Well, that's all right. We can get back to the first (mumbling)

#46 But, I've had him before and I did not get the impression that he was.....he's in the same type

~~SECRET~~

room but the other was...I got the feeling that the impression was a jail, ok..and the other room he had a door. He had a desk. He was at writing implements and he was keeping himself busy writing. He doesn't have that now, or what I perceived. OK. I'm just going to leave this...this is just an impression. This is a pre ..big rectangular building. It's all separated (mumbling) cubicles. Goes on and on.

#14 That's drawing one.

#46 Yeah. Now. The face of the building is something like this, which changed after a while. But, this was the initial impression. Big wall, probably two stories and the weird feature was that I saw stairs. This way, this way, and this way, ok. Just kept on.

#14 Ok. Is that an overhead?

#46 No. No. This is facing the wall and what I saw here was a sort of a covered entrance. I can't draw too well. But, there was a canopy type entrance. This is kind of recessed. Doors.... I'm not going to attempt....'cause I'm just going to botch it up.

#14 Well. Perhaps, what we can do later..uh..once you get your impressions down, is...perhaps, I can sit down with you and try to come up with an artist's conception of what....

#46 Ok. Now, later on....later on, when you focused my attention (mumbling) then I saw...

#14 Let's see. I wonder if if.....uh.....

#46 Just leave it that way.

#14 Leave it that way, and on page 3 draw the..uh.. your other perception.

#46 OK. Then you asked me where the building was, or what it was like, and this will be an aerial view. Overview. Ok. This was the building. Ok. I got the impression this was very close to a road. Nothing on the road....or street...ok. Kind of a

wide...huge wide entry way here. All right. Then, this was more spacious back here. Went something like this (Mumbling) Yard parking lot..whatever.. you had me going to it...and it came something like this...and this is where I saw the wall, ok...and I think the wall extended this way. This was fence.. and what I saw here was..uh..double type fence, double entry way, ok. This was a...this has an entrance, a small entrance..and here, same type. This was a driveway type entrance, with a gate. Ok. The weird thing about it is I saw this kind of chain link, ok. This way. Then, all of a sudden, when I went the other way, here, was a wall, and what I saw here, was a small archway type entrance. OK. With a heavy door. Ok, and this was wall... and also had the appearance of stucco. And on top was an apron barbed wire apron...and this extended in this area here.

#14 Why don't we stop for a few seconds and change the tape.

PAUSE

#46 I don't know what happened here. The tree line is ...there's a tree line to the left of this. There are trees around here..tree line here...ok..ok.

#14 Uh..let's go back to 2. I think it's important to get your impressions....why don't we use a different color to amplify ..uh..we use...how about red... and you can put ..uh..put in how it changed or what it changed to. Your different perception of it.

#46 Uh...It changed right after this, and the only big change was this. Now, let me draw 4 then, because ...let me not touch 2. That was one impression. Then the other impression was... this again..this is the front wall...and, what I had here, all of a sudden, was something like this, and this is the roof, something like that... It wasn't really quite like that. It was kind of a gable roof with tiles. OK. And, this seemed to jut out from the building, ok, and, all of a sudden, I got this affect...this affect. These were closer. (mumbling) proportionally speaking. But my entry way kind of remained in tack. The entry way is right here. Like....something like a canopy...and..the stairs...and the door....little wa....this is all solid here. Like it were an apron, ok....and

the door's in here some place...double doors
something like this, ok...and this kept on.

#14 That's number 4.

#46 Yeah. And, on here...on 3...what I subsequently
saw ...what I thought were lights...something like
this...but, I don't know how far it goes back...
don't know...and (mumbling) have a road...something
like that...

#14 Ok. Is there anything else you can think of that
we haven't covered?

#46 No. The impression..uh..tried very hard to focus
on the people, like I say. One thing that stood
out was..uh....difference in dress..what I perceive
to be....who I perceive to be COL Holland. Light
shaggy, heavy material type thing. Impression was
one of being demeaned, if you wish. Uh..the fifth
guy that..uh..I tried to concentrate on his dress,
but..uh..all I got there was the impression of a
three-piece suit. Blue suit which didn't make too
much sense, but, that's what it was.

#14 OK.

#46 I can darken this. Try and make it better, if you
wish. Those are the impression.

#14 OK. Maybe, when we sit down together and I'll
see if we can't translate it any better.

Ok. This will be the end of today's session.

TAB

	X
	X
	O
	X

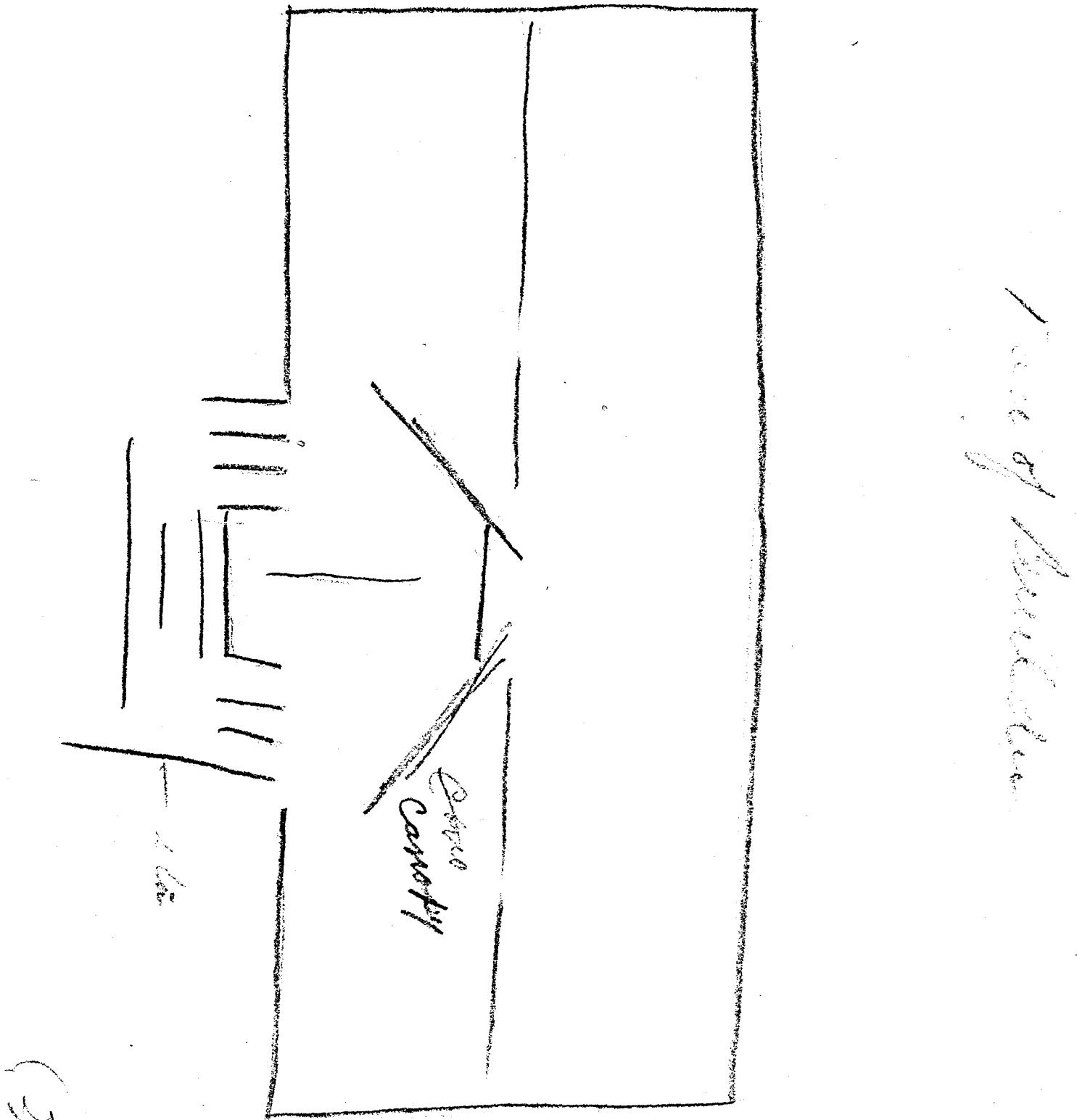
100

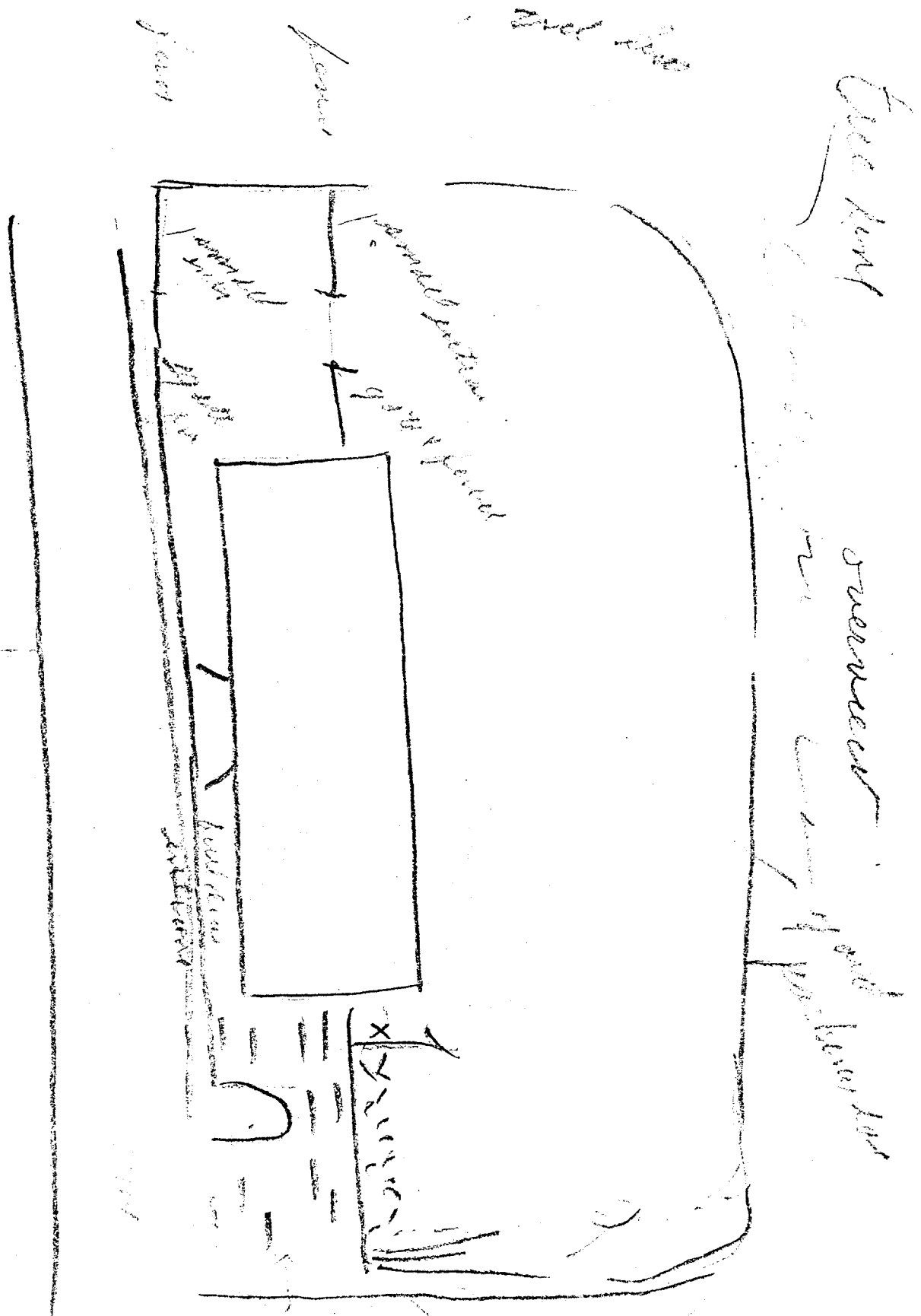
001-3

1890


20

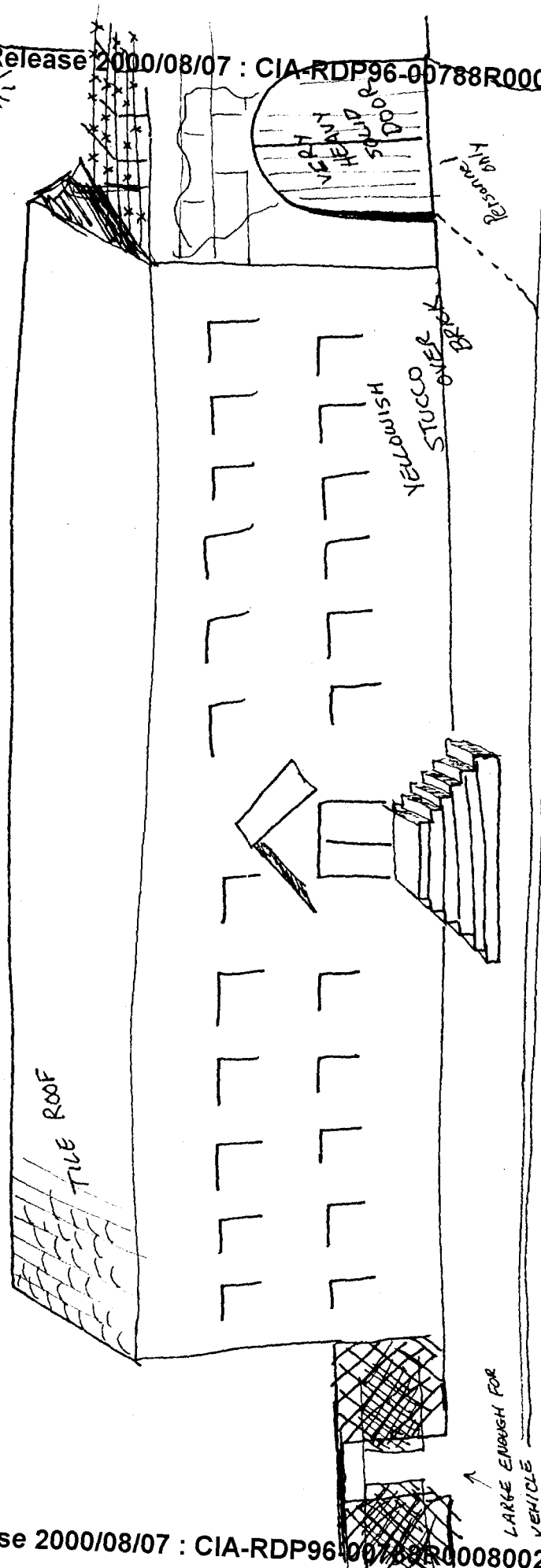
1866





Ground and Front of Building





ARTIST'S CONCEPT

ROAD

TAB

~~SECRET~~

TARGET CUIING INFORMATION

REMOTE VIEWING (RV) SESSION CC37

1. (S) The viewer has been exposed to open source news media information as well as classified overhead imagery. He knew he would be working against the hostage situation in Iran.
2. (S) At the time of the session, the viewer was told he would be trying to locate a certain individual who was being held hostage; however, the viewer never was shown the photograph (which is attached to this report).

~~SECRET~~

SGFOIA3

Approved For Release 2000/08/07 : CIA-RDP96-00788R000800290001-3

Approved For Release 2000/08/07 : CIA-RDP96-00788R000800290001-3