

IAGPA-F-SD

14 April 1983

MEMORANDUM FOR RECORD

SUBJECT: CENTER LANE Interview Summary - CL-1003/8305/01 (U)

1 (~~SECRET~~/S/NOFORN) On 110900 April 1983, source #01 was interviewed by #66 in an attempt to obtain information relevant to the activities of 8 - 18 April 1983, at a designated location. The project 8305 sponsor had provided a photograph of the area (see Incl 1).

(S/CL-3/NOFORN)  
2 (~~SECRET~~/S/NOFORN) For this interview source was provided a sealed envelope containing the photograph provided by the sponsor. Source was told to focus his attention on the area designated in the photograph. Source was not shown the photograph or given any other identifying data. The collection plan called for the use of this information as "feedback" and cuing for possible subsequent interviews.

3. (U) A transcript of the interview was prepared including a narrative explanation of the drawing which source provided (see Incl 2).

4. (U) A DA Form 341 (Agent Report) was prepared for the sponsor. This report related the salient points of the interview. Attached as a exhibit to the DA Form 341 was a copy of source's drawings (see Incl 3).

3 Incl  
as

*Frederick H. Atwater*  
FREDERICK H. ATWATER  
CPT, MI  
OPS/TNG Officer

CLASSIFIED BY MSG, DAMI-ISH  
DTG: 051630ZJUL  
DECL: Originating Agency's  
Determination Required

~~SECRET~~

Sponsor  
photo

Still in  
Sealed  
Envelope

TRANSCRIPT

#66: This will be a CENTER LANE Interview for 0900 hours 11 April 1983. Concentrate now, concentrate and focus your attention..on the area depicted in the photograph in the sealed envelope I've provided you, solely and completely on this area. Focus today 11 April 1983, 11 April 1983. Describe your perceptions to me.

#01: ....I have a perception of..of a plateau area to the..southwest, there are mountains.....ah, rail line, going, west and east, city, boy I'm up really high.

#66: Move down to the specific area designated in the photograph.

#01: There's an open area with the rail, can't tell if it's road or a rail..see a...group of heavy trucks to one side....A high skeletal a type object, made of metal inner connected metal.....Keep getting overlay from a..I think it's overlay, I deep getting an impression of a familiar place.

#66: Describe.

#01: Ah..got a five lane road crossing a bridge to the left, borders a row of buildings a ..shape of an "A", a modified "A", smoke stacks nearby..

#66: Okay. Return back to the place of the trucks and skeletal structure and describe other things in the area.

#01: .....Just a minute, I getting all kinds of images..

#66: Just relax and concentrate.

#01: .....Seeing a...armored vehicles apparently, tracks. They're dispersed, not in neat , but parked in various places. Keep seeing rail lines, like it's a..a marshaling yard of some kind.

#66: Okay. I want you to hold your attention now in this area and let me communicate with the control room for a minute. Okay, fine. I've been given the go ahead from the control room. We are now going to do some time exercises...Holding your

CENTER LANE

CENTER LANE

NOT RELEASABLE TO FOREIGN NATIONALS

SECRET

~~SECRET~~

position in space, holding your position in space, the area you now perceive, move through time to one day, 8 April 1983, 8 April 1983. Focus now on the activities of 8 April 1983. Describe those activities, 8 April, 8 April, to me.

#01: .....I see a..a lot of armor being taken off the trains and square boxes being taken off the trains. All seem to be flat cars, a lot of organizing, alot of unloading and..heavy trucks being loaded and some kind of..long, very long thin containers on flat cars. They're being unloaded.

#66 Okay. For clarification, you perceive of the unloading of rail cars?

#01: ...That's correct.

#66: Now, the things that are unloaded from the rail cars, what happens to them?

#01: ...

#66: I will wait.

#01: ...There's a ..the smaller things, the larger boxes and things are being put into very large trucks....They're driving, they're driving out of them..no...they're staying in the marshaling yard, but they're driving over to like a..a large containment, containment area. They're just parking there.

#66: All right. Now let's move in time one more, move in time, holding your position in space, focus now on 9 April, 9 April, the following day, 9 April 83. Focus solely and completely on the events 9 April 1983.

#01: ....See more trains being unloaded, convoys going out the rail yard area in a southeasterly direction. Seem to running parallel to the rail line and then turning more south.

#66: Give me a brief list of the items.

#01: See tanks..a..trucks, somekind of a APC type thing it looks like, but it's got wheels....Keep..keep getting an impression of these long flat trailers with...wheels, but..ah...long narrow boxes on and the convoys.

CENTER LANE

~~SECRET~~

~~SECRET~~

#66: I didn't understand that last statement.

#01: In the convoys.

#66: All right. Now just to summarize the events of 9 April. I understand that you perceive things being unloaded from rail cars, placed on truck carrying devices and moved to someplace else?

#01: That's correct.

#66: All right. Let's move in time once again. Move now to 10 April, the events of 10 April 1983, 10 April 1983.

#01: .....There's a..see the same things, just on a lower, a lower key, not so much activity. This rail yard is just gutted with... all kinds of armor and material and people is just... packed, completely packed with trains and things.

#66: The events of the tenth seem to be less?

#01: It's like they're not moving it anymore, they're just, it's just there, piled up and waiting.

#66: Piled on the trains or piled off the trains?

#01: Off the trains.

#66: All right. Now, we are going to be able, I still have several days to go through and we aren't going to be able to devote a great deal of time to each day. But there may be significant events that appear different than what you've already had, on the next few days. Therefore, I would like to move now in time and be brief in your descriptions and then we will move to the following window. Tell me when you're ready.

#01: Hmm, hmmm.

#66: 11 April, 11 April..

#01: ....It's pretty much the same as the 10th..

#66: 12 April, 12 April.

#01: ...No change, but I get a sensation of extreme tenseness..

CENTER LANE

~~SECRET~~

#66: Explore.

#01: .....

#66: You've got to say again, Control, I didn't hear. You don't have to whisper, you can talk loud....All right. Focusing now on the events of the 12th 12 April.

#01: ..I get a..sensation that the..tenseness in two areas, ..one in this location and...tenseness elsewhere, one predicates the other, like one's predicates the other.

#66: Focusing on the 12th, describe in depth the perceptions of tenseness at this area, the area depicted in the photograph.

#01: ....Just see waiting.

#66: All right.

#01: And tenseness, I don't know.

#66: All right. Describe the event which is the cause of the tenseness.

#01: .....Get an impression of a...just a room full of people, some, somebody's talking..lot of white.....sensation of..I want to say death, but I'm not sure...

#66: Describe the raw perceptions you have.

#01: Have this room keeps getting whiter... and there's two kinds of people in the room, there's...like people that are all worried and upset and then I get an impression of the room getting very light, like someone...just someone dying, I don't know how to explain that.

#66: Okay.

#01: ..It's too complicated.

#66: All right. Let's move on to activities on the next day. Focus now on 13 April, 13 April, 13 April.

#01: .....Hmmm, da, things being shifted around a little bit. Increased hyper-tenseness..at this staging place..get a feeling of a staging place now..a..sense feelings of anxious a, anxiousness, anger, delay,..feel like something very political is going on.

#66: All right. Tell me the physical events you perceive.

#01: Ah...

#66: Physical activity

#01: Lines of vehicles on road, being moved on the road and tanks being spaced out, as if they're being staged. Vehicles moving up and down the road, ..very few roads, seems to be two major roads involved.

#66: Events surrounding the rail roads-----

#01: More aircraft, there's more aircraft too, flying in the area, rotary wing aircraft,..helicopters, rail-head is are very active, clearing the trains..from the rail yard.

#66: Describe clearing the trains.

#01: Empty trains of many cars are leaving. Like cuing up to leave.

#66: Okay, examine these trains carefully. Is there anything on any of these trains?

#01: ....Ah..I see an impression of people. It's very weird...People that are not happy. It's they're being forced to leave the area.....That's all I get is the impression of the trains.

#66: Okay. Move now to the 14th, 14 April, 14 April, the activities of 14 April.

#01: .....Very late, 14 April, I see these, like a..foreign elements of...armor and helicopters and things moving down this road..specific locations are..are...I want to say targeted, but I don't get an impression of targeted, it's like they're..going and fixing a..themselves at strategic locations, like...a..mountain passes of some kind.

#66: Okay, how about the events of the rail yard, activities of the rail yard on the 14th?

#01: I got more trains arriving and...more things being off loaded. Seems like as much as they can get out of the rail yard, they keep replacing, by unloading more trains.

#66: Is there anything on the trains that leave the rail yard?

#01: .....No, I don't get any impression of anything leaving the rail yard.

#66: All right. Let's move now to the 15th, 15 April, 15 April, activities of the rail yard area, 15 April.

#01: .....I can't a, I can't get anything, I think I'm losing it.

#66: Okay.

#01: A..I'm getting too much overlay, and I can't fight it off.

#66: Describe overlay.

#01: Everything's coming to dead stop.

#66: Break that out.

#01: It's like everything's frozen in motion. Can't get any input of anything moving or..anything, just everything stopped, you know, like photo....

#66: Okay. Let's try for the 16th, 16 April, 16 April, activities, events 16 April.

#01: Can't get anything. I've lost my concentration now.

#66: Okay, I understand...I want to now ask you to explore beyond the confines of my questions. Relax and concentrate and ask yourself if there is anything that needs to be covered that I have not asked. Relax for a moment, relax and I will wait.

#01: .....Even though they're covered, they're empty, there's..these trains are..covered in a way, can't tell if it's canvas or..just thin covers, but they're empty..when they leave.



~~SECRET~~

#66:           Okay. If you will wait just a minute, I'm going to communicate with Control. Control room, you were saying something a minute ago, but I didn't hear you.....I agree...All right, is there anything else you have to add before we end the session?

#01:           No.

#66:           Okay, fine. I ask you to remember the images you had of this area depicted in the photograph so that you might draw them for me.

CENTER LANE

~~SECRET~~

DRAWING EXPLANATION

- #01: Okay. On the drawings, page #1 is a, for orientation type layout of the location of railroad in relationship to the territory. The road is on here that runs parallel to the rail line. I wrote in the upper left, maybe water, maybe desert, because I'm not sure, I wasn't paying too much attention there, I was just trying to get a general layout.
- #01: Page #2 is an example of one of the types of trucks. This truck was predominantly carrying large boxes and crates, that kind of thing, which I'm going to have to collect against those kinds again, because I was trying to get so much information out of this session, that I was unable to get the detail that I need to draw those particular items.
- #66: I understand. In going back to drawing #1, can you tell me in your own words, generally a review of what happens at this place that you've drawn in #1.
- #01: Yes, they have these trains come in and they have an area next to the rail line that you can off park trains. I call it a railyard simply because there's this enormous amount of equipment and materials stacked everywhere. You know, there's stacks of certain kinds of boxes here and stacks of certain here and certain vehicles parked in lines over here waiting to be convoyed somewhere. There's just this huge off loading of material. Amongst that material, I was seeing APC type vehicles with wheels. I was seeing different kinds of armored vehicles, different kinds of track vehicles. I've seen tanks, particular heavy tanks. I have a distinct impression of a heavy gun, gun barrel and front armor plating and whatnot. I saw tractor trailers and heavy trucks, like the one I, like the heavy truck I drew in page #2. There were some that were even heavier than the one in page #2. On the tractor trailers and the heavy trucks, I saw some of the armored vehicles were loaded on to those and convoyed. But a lot of the armored vehicles and APC's and

~~SECRET~~

whatnot, were also convoyed on their, under their own power. It was as if they didn't have enough drivers or trained drivers for those particular kinds of vehicles. So they were having to load these to get as many moved out of the railyard as possible, having to load them in multiples on these big, flat big trailer trucks and carting them away that way. I saw some railcars that were covered and I tried to get inside the covers and was impressed with the fact that the covers cover nothing. It's just totally empty railcars that covered and leaving the railyard. All the movement was only into the storage areas in the railyard and down road to, what I call, a staging area, which was that road that ran parallel. It's like 10 clicks away from the railyard. And that's the only movement. It's just tremendous stocking piling of material that's all being moved into this railyard and off loaded and organized and kind of spread out, you know, for storage purposes or staging purposes. And that's essentially it.

#66: Okay. Is there any particular comments you want to add? I have one other question.

#01: Okay.

#66: And that is, your initial impression of this area, you said, "I see a whole lot of trucks parked and I see a large or tall frame type structure".

#01: Oh yeah, I not exactly sure what what the tall frame type structure was. I don't know if it's a, you know, it could be anything from a gantry to crane. I'm not sure. The impression I get about it, is that it was erected on site and it's like recent erection. Anyway, it's used for whatever, I get this impression like it's an open structure, with all kinds of cross braces and that they're bolted and it's tall and thin, a lot of angles to it. It doesn't appear to be holding anything up, which is why would I say, you know, I don't know what it is. But I if I could it in operation or functioning, I could probably know what it is, but I'm just not sure about it.

#66: Okay. Tell me about the trucks, what kinds of trucks were these.

#01: Those were essentially the truck that I drew in page #2. They seem to be a, I have a feeling or an

~~SECRET~~

impression that they're a very general use truck, sort of like our army's douce and a half, you know, they're just a good cross purpose truck. You know, they hold up, they take a lot of punishment and they carry material or people, you know, that kind of thing.

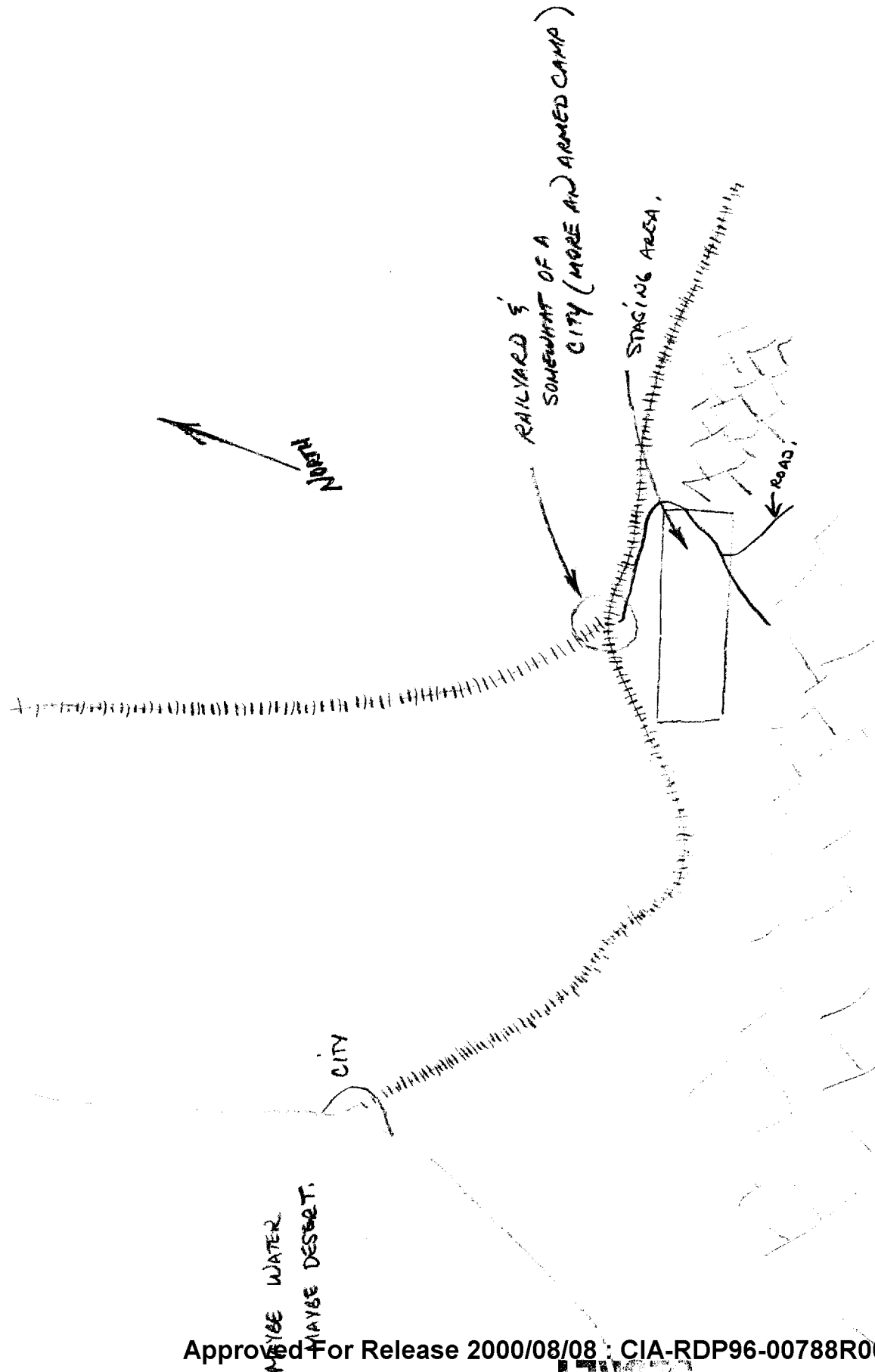
#66: Okay.

#01: And I guess that's it.

#66: Okay, fine.

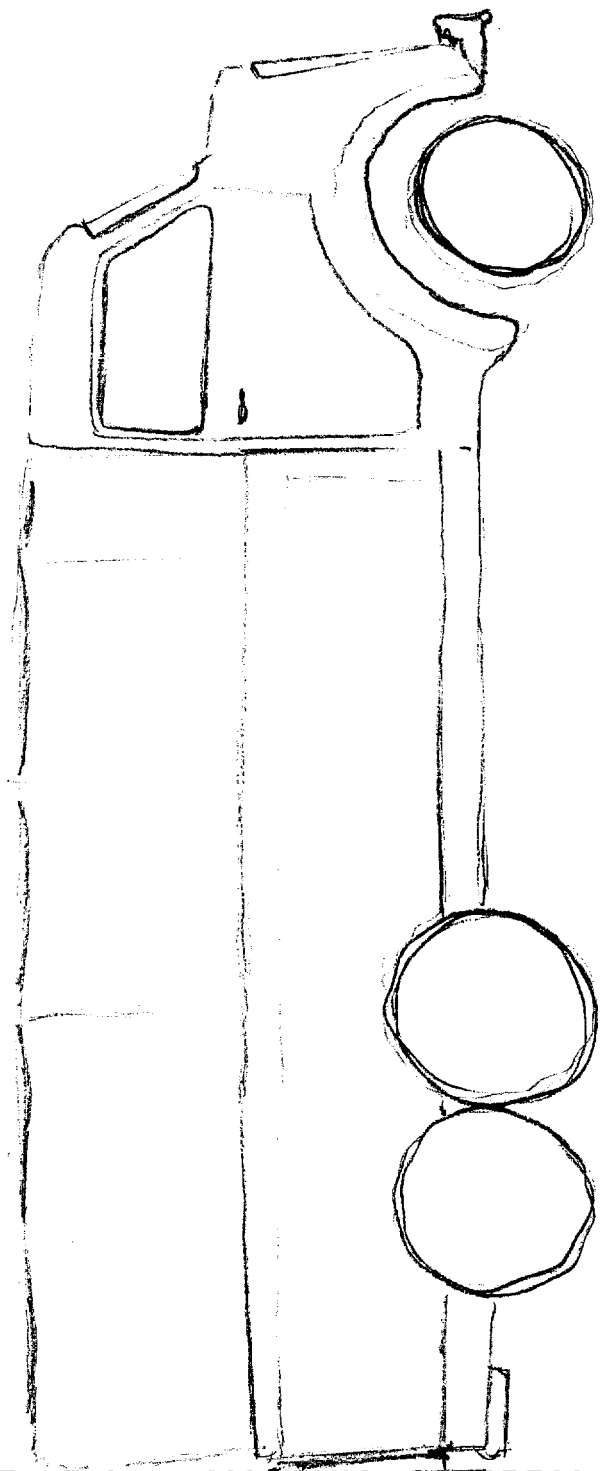
3

~~SECRET~~



~~SECRET~~

(2)



Only one of  
type remains  
seen.

~~SECRET~~

~~SECRET~~

# AGENT REPORT

For use of this form, see FM 30-17(C); AR 381-20; the proponent agency is the Office of the Assistant Chief of Staff for Intelligence.

1. NAME OF SUBJECT OR TITLE OF INCIDENT

SG1A

2. DATE SUBMITTED

3. CONTROL SYMBOL OR FILE NUMBER

CL-1003/8305/01

4. REPORT OF FINDINGS

On 11 April 1983, Source CL-01 was interviewed in an attempt to obtain information relevant to the activities of 8 through 18 April 1983, at a designated location. Source stated substantially as follows:

The designated location was an area with rail lines or a rail yard in a built-up area. Source described it as "a marshaling yard of some kind" because of the large amount of equipment and material. At this location were heavy trucks, different types of armored vehicles, heavy tanks with heavy gun barrels and front armor plating, large boxes, material (not further identified), and people. There was also a high skeletal structure made of metal at this location. Source felt this was recently erected on the site but was unsure as to the function of this tall, thin, open structure with many angular cross braces. The location also included a multilane road and rows of buildings, some with smoke stacks.

On 8 April 1983, armor (not further identified), square boxes (not further identified) and long thin containers (not further identified) were being unloaded from trains. These items were then loaded onto large trucks and moved within the "marshaling yard" to a large "containment area."

On 9 April 1983, more trains were unloaded and convoys left the rail yard area in a southeasterly direction. The convoys seemed to run parallel to the rail line and then turn more south. In the convoys were tanks (not further identified), trucks (not further identified), armored personnel carrier type vehicles with wheels (not further identified), and long flat trailers which carried some armored vehicles and/or long narrow boxes (not further identified).

WARNING NOTICE: SENSITIVE  
INTELLIGENCE SOURCES AND  
METHODS INVOLVED  
NOT RELEASABLE TO FOREIGN  
NATIONALS

CLASSIFIED BY MSG, DAMI-ISH  
DTG: 051630ZJUL78  
DECL: Originating Agency's  
Determination Required

(continued)

5. TYPED NAME AND ORGANIZATION OF SPECIAL AGENT

6. SIGNATURE OF SPECIAL AGENT

~~NOT RELEASABLE TO FOREIGN NATIONALS~~

DA FORM 341  
1 APR 52

REPLACES WD AGO FORM 341, 1 JUN 47, WHICH MAY BE USED.

☆U.S. Government Printing Office: 1982-361-646/8228

~~SECRET~~

~~SECRET~~

AGENT REPORT

For use of this form, see FM 30-17(C); AR 381-20; the proponent agency is the Office of the Assistant Chief of Staff for Intelligence.

1. NAME OF SUBJECT OR TITLE OF INCIDENT	2. DATE SUBMITTED
SG1A [REDACTED]	3. CONTROL SYMBOL OR FILE NUMBER CL-1003/8305/01
<p>4. REPORT OF FINDINGS</p> <p>On 10 April 1983, activity in the rail yard was static. The area was packed with all kinds of armor (not further identified), but there was no movement. Everything was piled up and waiting.</p> <p>Source reported the activities/events of 11 and 12 April 1983, at the rail yard area as similar to that of 10 April 1983.</p> <p>On 13 April 1983, activity increased in and around the rail yard. Tanks (not further identified) were spaced out on the road "as if (they were) being staged." Source reported a hyper-tenseness, an anxiousness, anger, a feeling that something political was going on, and delay associated with this "staging place." Vehicles were moving up and down the road (not further identified) and helicopters (not further identified) were flying in the area. Empty trains were leaving the area while others were preparing to leave. There may have been people on some of the departing trains.</p> <p>Late on 14 April 1983, armor (not further identified), helicopters (not further identified), and other unidentified associated items moved along the road (not further identified) to specific strategic locations (not further identified). The rail yard was active on the 14th with more trains arriving and more things (not further identified) being off loaded. Source had the impression that as much as they were able to move out of the rail yard (on trucks, etc.); it was rapidly replaced by the unloading of more trains.</p> <p>Source was unable to provide reliable information as to the events/activities of the designated area from 15 through 18 April 1983.</p> <p>Although Source reported little significant activity at the rail yard on 12 April 1983, he did report an element of tenseness both at the rail yard and in a room at another location (not further identified). The tenseness (not further</p> <p style="text-align: right;">(continued)</p>	
5. TYPED NAME AND ORGANIZATION OF SPECIAL AGENT	6. SIGNATURE OF SPECIAL AGENT
<p style="text-align: center;">NOT RELEASABLE TO FOREIGN NATIONALS</p>	

DA FORM 341  
1 APR 52

REPLACES WD AGO FORM 341, 1 JUN 47, WHICH MAY BE USED.

☆U.S. Government Printing Office: 1982-381-646/8228

~~SECRET~~



~~SECRET~~

## AGENT REPORT

For use of this form, see FM 30-17(C); AR 381-20; the proponent agency is the Office of the Assistant Chief of Staff for Intelligence.

1. NAME OF SUBJECT OR TITLE OF INCIDENT	2. DATE SUBMITTED
SG1A [REDACTED]	3. CONTROL SYMBOL OR FILE NUMBER CL-1003/8305/01
4. REPORT OF FINDINGS <p>identified) at the rail yard was the cause or basis of the tenseness in the unidentified room. In this room were two kinds of people (not further identified) who were worried and upset about someone (not further identified) dying.</p> <p>No further amplifying information concerning the designated area was obtained from Source during this interview.</p> <p>Attached hereto as EXHIBIT I are drawings provided by Source. Source was unable to draw all of the items described above.</p> <p>AGENT'S NOTES: Information reported by Source may be accurate in its chronological sequence but inaccurate in the specific date/time referenced.</p>	
5. TYPED NAME AND ORGANIZATION OF SPECIAL AGENT	6. SIGNATURE OF SPECIAL AGENT

NOT RELEASABLE TO FOREIGN NATIONALS

DA

FORM

341

REPLACES WD AGO FORM 341, 1 JUN 62, WHICH MAY BE USED.

★ U.S. Government Printing Office: 1982-361-646/8228

~~SECRET~~

~~SECRET~~

US ARMY  
INTELLIGENCE AND SECURITY  
COMMAND




EXHIBIT  
COVER SHEET

SUBJECT: SG1A  
[REDACTED]

FILE NUMBER: CL-1003/8305/01

PREPARING UNIT:

AGENT REPORT DATED:

DESCRIPTION: Drawings

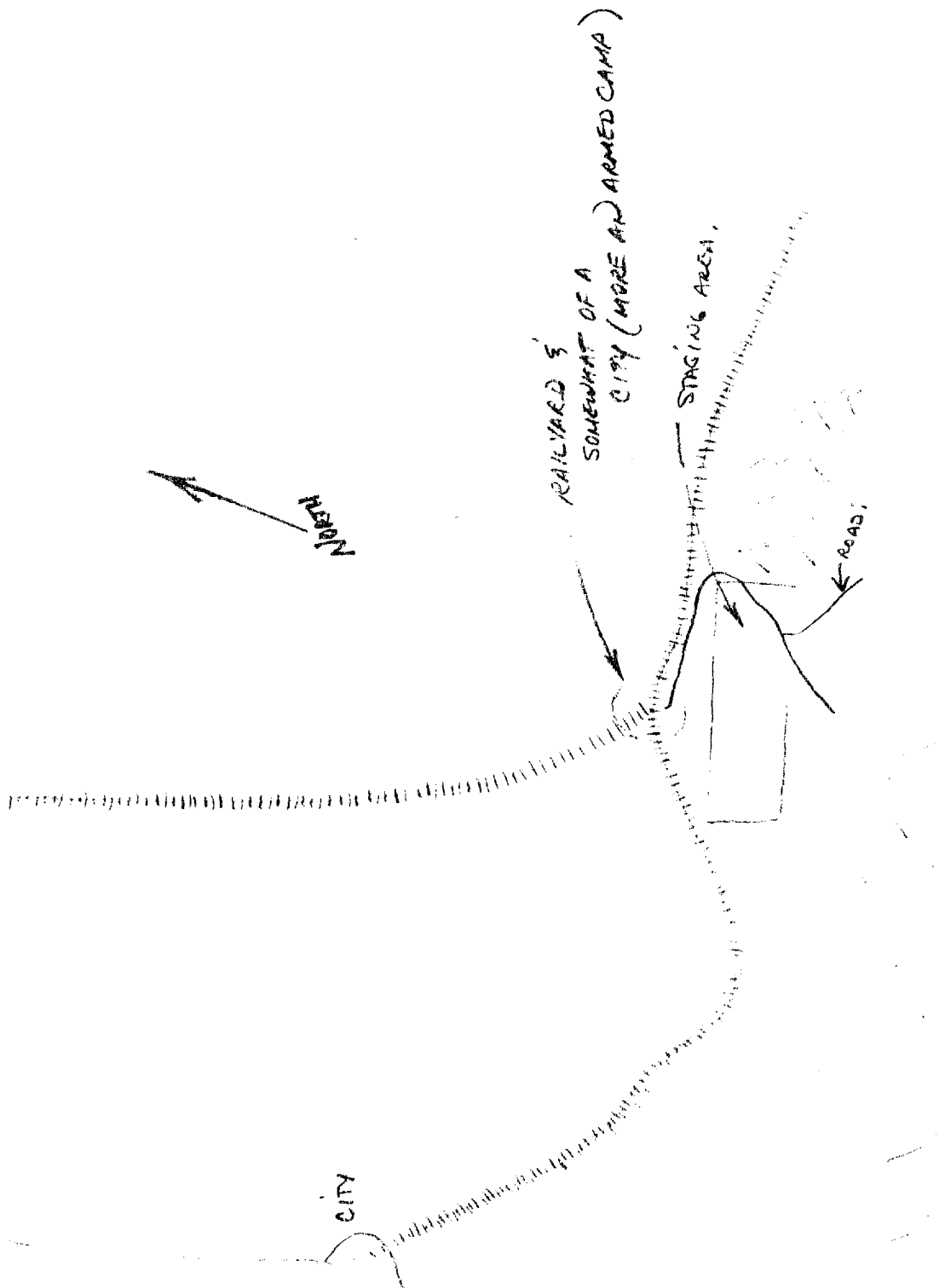
NOT RELEASABLE TO FOREIGN NATIONALS

REGRADED UNCLASSIFIED  
WHEN SEPARATED FROM  
CLASSIFIED ENCLOSURES

~~SECRET~~

~~SECRET~~

1

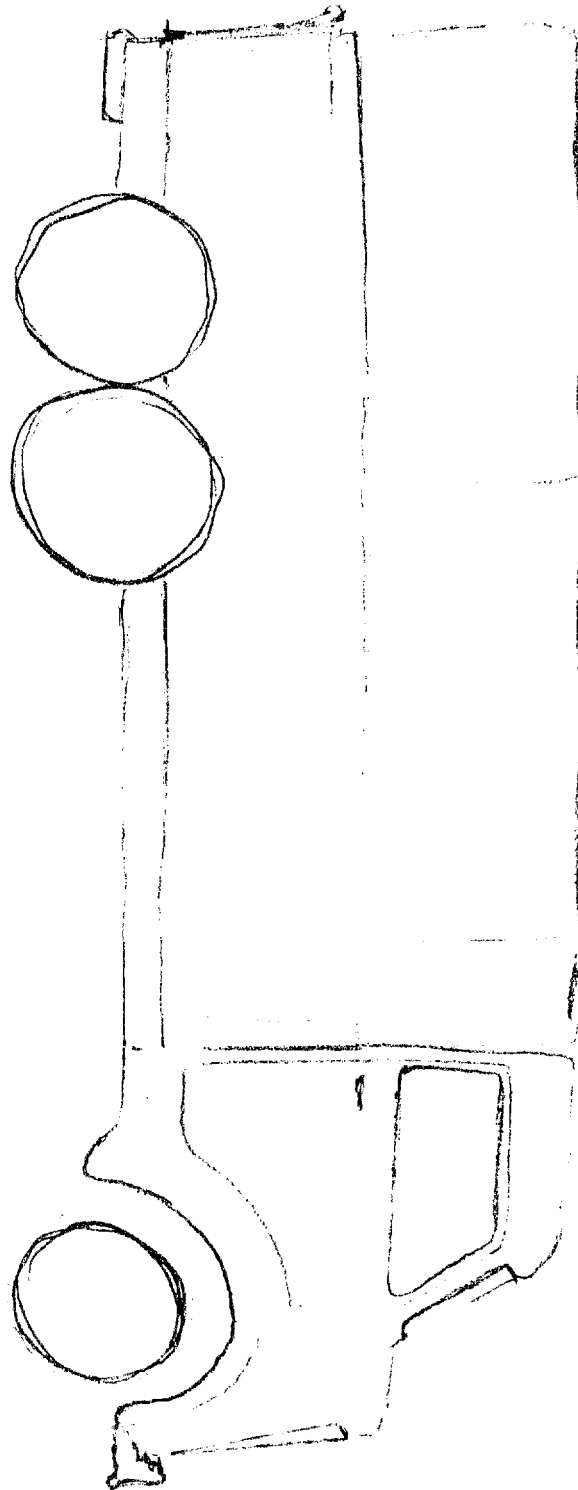


~~SECRET~~

MADRE WATER  
MAYBE DESERT

~~SECRET~~

Approved For Release 2000/06/08 : CIA-RDP96-00788R001900110001-0



ONLY ONE OF  
TYPE TRUCKS  
SEEN.

(2)

~~SECRET~~

Approved For Release 2000/06/08 : CIA-RDP96-00788R001900110001-0